

8888

·EMMARK·UK·Ltd·[®]

The **Original** Replacement




Replacement parts for


Case IH



David Brown



Applications




CATEGORY	PAGE	CATEGORY	PAGE
4 WHEEL DRIVE	19	MAIN BEARINGS	106
ALTERNATORS	50	MANIFOLDS & ELBOWS	149
BODY PANELS	1	OIL SYSTEM	104
BRAKE CABLES	54	PISTONS	74
BRAKE CYLINDER KITS	57	PTO SHAFTS	69
BRAKE MASTER CYLINDER	56	RAD CAPS & THERMOSTAT	127
BRAKE PEDAL	55	RADIATORS	126
CARRARO AXLE	30	REAR AXLE HOUSING	59
CHECK CHAINS	142	REAR DIFFERENTIAL	58
CLUTCH COMPONENTS	63	RINGS	77
CLUTCHES	61	ROD BEARINGS	108
DECALS & EMBLEMS	3	SEATS & CUSHIONS	4
DRAG LINKS	39	SELECTORS	68
DRUM BRAKES	51	SILENCERS	147
DRY BRAKES	52	STABILISER	143
ENGINE BUSHES	122	STARTER MOTORS	48
ENGINE KITS	71	STEERING	16
FAN BELTS	132	SWITCHES	42
FENDERS & FOOTPLATES	2	TIE RODS	36
FILTRATION	116	TIMING	114
FRONT AXLE	12	TRACTOR CAB	144
FRONT/REAR WHEELS	10	VALVE TRAIN	89
FUEL SYSTEM	110	WATER PUMP REPAIR KITS	125
GAS STRUTS	145	WATER PUMPS	123
GASKETS	96	WHEEL HUB	5
GEARBOX	65	ZF AXLE	21
HARD PARTS	81		
HOSES	129		
HYDRAULIC COUPLING	138		
HYDRAULIC LIFT	136		
HYDRAULIC PUMP	134		
HYDRAULIC REPAIR KIT	135		
INSTRUMENTS	40		
LEVELLING	139		
LIGHTS & BULBS	46		
LINERS	79		
LINK ARMS	141		








PART NUMBER	IMAGE	DESCRIPTIONS	CASE IH	MODELS
BODY PANELS				
EM5923		TOP GRILL	3121663R1, 3121663R2	238, 248, 384, 385, 484, 485, 485XL, 585XL, 684, 685, 685XL, 784, 785, 785XL, 884, 885, 885XL
EM5924		FRONT GRILL	3121652R1	238, 248, 258, 384, 385, 484, 485, 485XL, 584, 585, 585XL, 685XL, 785XL, 885XL
EM8878		FRONT GRILL	312668R1	268, 684, 685, 685XL, 784, 785, 785XL, 884, 885, 885XL
EM5925		FRONT GRILL	537496R1	374, 444, 454, 474, 574, 674

PART NUMBER	IMAGE	DESCRIPTIONS	CASE IH	MODELS
FENDERS & FOOTPLATES				
EM5060	NO IMAGE	FENDER LH	1081547R97	B250, B275, B414, B434
EM5061		FENDER RH	1081548R99	B250, B275, B414, B434








PART NUMBER	IMAGE	DESCRIPTIONS	CASE IH	MODELS
DECALS & EMBLEMS				
EM5658		CASE IH MONOGRAM FIBERGLASS		
EM6445		FRONT BADGE PLASTIC	120397C1	238, 248, 258, 268, 384, 385, 433, 484, 485, 485XL, 533, 584, 585, 585XL, 633, 644, 684, 685, 685XL, 733, 743, 743XL, 744, 745S, 784, 785, 785XL, 833, 844, 844S, 844XL, 884, 885, 885XL, 955, 955XL, 956, 956XL, 1055, 1055XL, 1056, 1255, 1255XL, 1455, 1455XL, 3588, 3788

PART NUMBER	IMAGE	DESCRIPTIONS	CASE IH	MODELS
SEATS & CUSHIONS				
EM5291		SEAT CUSHION SET BLACK/WHITE	751730R92	354, 374, 384, 444, B250, B275, B414, BD276, BD434
EM7097-R		SEAT CUSHION RED WITH IH LOGO		

PART NUMBER	IMAGE	DESCRIPTIONS	CASE IH	MODELS
WHEEL HUB				
EM5062		WHEEL HUB HEAVY DUTY	67527C91, 67527C92	238, 248, 258, 268, 288, 385, 395, 395XL, 454, 475, 484, 485, 485XL, 495, 495XL, 574, 584, 585, 585XL, 595, 595XL, 674, 684, 685, 685XL, 695, 695XL, 784, 785, 785XL, 795, 884, 885, 885XL, 895, 895XL, 995XL, 3210, 3220, 3230, 4210, 4220, 4230, 4240, CX50, CX60, CX70, CX80, CX90, CX100, MX80C, MX90C, MX100C
EM2760		WHEEL HUB	3043868R11	354, 374, 384, 444, B275, B414, BD276, BD434
EM960		FRONT WHEEL STUD 1 3/4" x 1/2" UNF	528803R1, 453769R2	238, 248, 258, 268, 288, 385, 395, 395XL, 454, 474, 475, 484, 485, 485XL, 495, 495XL, 574, 584, 585, 585XL, 595, 595XL, 674, 684, 685, 685XL, 695, 695XL, 784, 785, 785XL, 795, 884, 885, 885XL, 895, 895XL, 995XL, 3210, 3220, 3230, 4210, 4220, 4230, 4240, CX50, CX60, CX70, CX80, CX90, CX100, MX80C, MX90C, MX100C
EM6099		FRONT WHEEL STUD 1 5/8" x 1/2" UNF	3047573R1	354, 374, 384, 444, B275, B414, BD276, BD434
EM270		FRONT WHEEL NUT 1/2" UNF 23.85mm wide 17.8mm deep	483879R1, 483879R2	238, 248, 258, 268, 288, 354, 374, 384, 385, 395, 395XL, 444, 454, 474, 475, 484, 485, 485XL, 495, 495XL, 574, 584, 585, 585XL, 595, 595XL, 674, 684, 685, 685XL, 695, 695XL, 784, 785, 785XL, 795, 884, 885, 885XL, 895, 895XL, 995XL, 3210, 3220, 3230, 4210, 4220, 4230, 4240, B275, B414, BD276, BD434, CX50, CX60, CX70, CX80, CX90, CX100, MX80C, MX90C, MX100C

PART NUMBER	IMAGE	DESCRIPTIONS	CASE IH	MODELS
EM8038		FRONT WHEEL NUT 1/2" UNF 21mm wide 16mm deep	483879R1, 483879R2	238, 248, 258, 268, 288, 354, 374, 384, 385, 395, 395XL, 444, 454, 474, 475, 484, 485, 485XL, 495, 495XL, 574, 584, 585, 585XL, 595, 595XL, 674, 684, 685, 685XL, 695, 695XL, 784, 785, 785XL, 795, 884, 885, 885XL, 895, 895XL, 995XL, 3210, 3220, 3230, 4210, 4220, 4230, 4240, B275, B414, BD276, BD434, CX50, CX60, CX70, CX80, CX90, CX100, MX80C, MX90C, MX100C
EM7848		WHEEL BEARING KIT	1094034R93, 3245118R91, 3245164R91	(238, 248, 258, 268, 288, 385, 395, 395XL, 454, 475, 484, 485, 485XL, 495, 495XL, 574, 584, 585, 585XL, 595, 595XL, (674 FROM 101083), 684, 685, 685XL, 695, 695XL, 784, 785, 785XL, 795, 884, 885, 885XL, 895, 895XL, 995, 995XL, 3210, 3220, 3230, 4210, 4220, 4230, 4240, CX50, CX60, CX70, CX80, CX90, CX100, MX80C, MX90C, MX100C HEAVY DUTY)
EM7213		WHEEL BEARING KIT	1094015R92, 3245117R91	238, 248, 258, 385, 395, 395XL, 474, 475, 484, 485, 485XL, 495, 495XL, 574, 584, 585, 585XL, 595, 595XL, (674 TO 101082)
EM6012		WHEEL BEARING KIT	1094017R92, 3245116R91	354, 374, 384, 444, B275, B414, BD276, BD434
EM7847		WHEEL BEARING KIT	3245114R91, 1133270R91	433, 523, 533, 624, 633, 644, 724, 733, 743, 743XL, 744, 745, 745XL, 844, 844S, 844XL
EM7849		WHEEL BEARING KIT	3245118R91, 3245164R91	644, 743, 743XL, 744, 745, 745S, 844, 844S, 844XL, 845, 845XL, 856, 856XL, 955, 955XL, 956, 956XL, 1055, 1055XL, 1056
EM7845		FRONT HUB SEAL	530104R91	238, 248, 258, 385, 395, 395XL, 454, 474, 475, 484, 485, 485XL, 495, 495XL, 574, 584, 585, 585XL, 595, 595XL, (674 TO 101082)

PART NUMBER	IMAGE	DESCRIPTIONS	CASE IH	MODELS
EM5609		FRONT HUB SEAL FELT	50259D	354, 374, 384, 444, B275, B276, B414, B434
EM5622		FRONT HUB SEAL	3131013R1	433, 523, 533, 624, 633, 644, 724, 733, 743, 743XL, 744, 745S, 745XL, 844, 844S, 844XL, 845, 845XL, 856, 856XL, 955, 955XL, 956, 956XL, 1055, 1055XL, 1056
EM8104		FRONT HUB SEAL	370254R91	385, 395, 395XL, 485, 485XL, 495, 495XL, 574, 584, 585, 585XL, 595, 595XL, 684, 685, 685XL, 695, 695XL, 784, 785, 785XL, 795, 884, 885, 885XL, 895, 895XL, 995XL, 3210, 3220, 3230, 4210, 4220, 4230, 4240
EM5802		FRONT HUB SEAL	704083R92, 704083R93	B250
EM7825		WHEEL HUB LIP RING	67328C1	238, 248, 258, 268, 288, 385, 395, 395XL, 475, 484, 485, 485XL, 495, 495XL, 574, 584, 585, 585XL, 595, 595XL, 674, 684, 685, 685XL, 695, 695XL, 784, 785, 785XL, 795, 884, 885, 885XL, 895, 895XL, 995XL, 3210, 3220, 3230, 4210, 4220, 4230, 4240
EM5617		WHEEL HUB LIP RING	3131014R1	323, 353, 383, 423, 433, 523, 533, 624, 633, 644, 724, 733, 743, 744, 745, 745S, 844, 844S, 845, 856XL, 955, 956, 1055, 1056, AVJ55, AVJ60, AVJ70, JX70U, JX80U, JX90U, JX100U, JX160, JX1070, JX1075, JX1080U, JX1090U, VJ60, VJ70, VJ80
EM2406		INNER WHEEL BEARING	663557R91, 663558R1, 81277C1, 81278C1	238, 248, 258, 268, 288, 385, 395, 395XL, 433, 485, 485XL, 495, 495XL, 523, 533, 585, 585XL, 595, 595XL, 624, 633, 644, 685, 685XL, 695, 695XL, 724, 733, 743, 743S, 743XL, 744, 745, 745S, 745XL, 785, 785S, 785XL, 795, 795XL, 844, 844S, 844XL, 845, 845XL, 856, 856XL, 885, 885XL, 895, 895XL, 955, 956, 985, 985XL, 995, 995XL, 1055, 1056

PART NUMBER	IMAGE	DESCRIPTIONS	CASE IH	MODELS
EM7846		INNER WHEEL BEARING	400989C91, 536053R91, 536054R1	(238, 248, 258, 268, 288, 385, 395, 395XL, 454, 474, 475, 484, 485, 485XL, 495, 495XL, 574, 584, 585, 585XL, 595, 595XL, 674, 684, 685, 685XL, 695, 695XL, 784, 785, 785XL, 795, 795XL, 884, 885, 885XL, 895, 895XL, 995XL, 3210, 3220, 3230, 4210, 4220, 4230, 4240, CX50, CX60, CX70, CX80, CX90, CX100 HEAVY DUTY)
EM2403		INNER WHEEL BEARING	618022R91, 618023R91, 618024R1	238, 248, 258, 323, 353, 354, 374, 383, 384, 385, 395, 423, 433, 444, 474, 475, 484, 485, 495, 533, 574, 584, 585, 595, 633, 674, B275, B414, BD276, BD434
EM2404		INNER/OUTER WHEEL BEARING	3142103R91, 651818R91	(454 Inner), (433, 523, 533, 624, 633, 724, 733, 743, 743XL, 745, 745S, 745XL, 644, 744, 844, 844S, 844XL, 845, 845XL Outer)
EM7850		OUTER WHEEL BEARING	399933C91, 399934C1, 536052R91	(238, 248, 258, 268, 288, 385, 395, 395XL, 454, 474, 475, 484, 485, 485XL, 495, 495XL, 574, 584, 585, 585XL, 595, 595XL, 674, 684, 685, 685XL, 695, 695XL, 784, 785, 785XL, 795, 795XL, 884, 885, 885XL, 895, 895XL, 995, 995XL, 3210, 3220, 3230, 4210, 4220, 4230, 4240, CX50, CX60, CX70, CX80, CX90, CX100 HEAVY DUTY)
EM2405		OUTER WHEEL BEARING	371883R1, 371908R1	238, 248, 258, 385, 395, 395XL, 454, 474, 475, 484, 485, 485XL, 495, 495XL, 574, 584, 585, 585XL, 595, 595XL, 674
EM7878		OUTER WHEEL BEARING	3142105R91, 572564R1, 583973R1	323, 353, 383, 423, 433, 533, 633
EM7844		OUTER WHEEL BEARING	3043872R91, 392676R1	354, 374, 384, 444, B275, B414, BD276, BD434

PART NUMBER	IMAGE	DESCRIPTIONS	CASE IH	MODELS
EM2402		OUTER WHEEL BEARING	651814R1, 651815R91, 651817R1, 651818R91	454
EM2826		OUTER WHEEL BEARING	642955R91, 642954R1	644, 743, 744, 745S, 844, 844S, 844XL, 845, 845XL, 856, 856XL, 955, 955XL, 956, 956XL, 1055, 1055XL, 1056
EM1106		WHEEL HUB CASTLE NUT 3/4" UNF	427639	238, 248, 258, 268, 288, 385, 395, 395XL, 454, 474, 475, 484, 485, 485XL, 495, 495XL, 574, 584, 585, 585XL, 595, 595XL, 674, 684, 685, 685XL, 695, 695XL, 784, 785, 785XL, 795, 884, 885, 885XL, 895, 895XL, 995, 995XL, 3210, 3220, 3230, 4210, 4220, 4230, 4240, CX50, CX60, CX70, CX80, CX90, CX100
EM5366		HUB CAP	612884R1	238, 248, 258, 268, 288, 385, 395, 395XL, 454, 474, 475, 484, 485, 485XL, 495, 495XL, 574, 584, 585, 585XL, 595, 595XL, 674, 684, 685, 685XL, 695, 695XL, 784, 785, 785XL, 795, 884, 885, 885XL, 895, 895XL, 995XL, 3210, 3220, 3230, 4210, 4220, 4230, 4240, CX50, CX60, CX70, CX80, CX90, CX100
EM2761		HUB CAP	703922R1	238, 276, 354, 364, 374, 384, 434, 444, 2276, 2300, 2350, B275, B414
EM9302		HUB CAP GASKET	703921R1	238, 276, 354, 364, 374, 384, 434, 444, 2276, 2300, 2350, B275, B414

PART NUMBER	IMAGE	DESCRIPTIONS	CASE IH	MODELS
FRONT/REAR WHEELS				
EM450X16		FRONT WHEEL RIM 450 x 16" 600 x 16" TYRE	704675R91, 704675R92, 361714R91	354, 374, 384, 385, 444, 454, 474, 475, 484, 485, 485XL, 574, 584, 585, 585XL, 674, 684, 685, 685XL, B250, B275, B414, BD276, BD434, BD3434
EM550X16		FRONT WHEEL RIM 550 x 16" 750 x 16 TYRE	3114166R91, G57046	238, 248, 258, 268, 288, 374, 384, 385, 395, 395XL, 444, 474, 475, 484, 485, 485XL, 495, 495XL, 574, 584, 585, 585XL, 595, 595XL, 674, 684, 685, 685XL, 695, 695XL, 784, 785, 785XL, 795, 884, 885, 885XL, 895, 895XL, 3210, 3220, 3230, 4210, 4220, 4230, 4240, CX70, CX80, CX90, CX100
EM112A		REAR WHEEL RIM C/W CENTRE 11 x 28" 12 OR 13" TYRE		374, 384, 444, BD434
EM9X28C		REAR WHEEL RIM C/W CENTRE 9 x 28" 10 OR 11" TYRE		374, 444, B250, B275, B414, BD276, BD434
EM9X28		REAR WHEEL RIM 9 x 28" 10 OR 11" TYRE		374, 444, B250, B275, B414, BD276, BD434
EM7820		REAR WHEEL STUD 2" x 5/8" UNF AXLE TO CENTRE NUT FOR BOLT IS EM5728	404341R4, 453769R2	238, 248, 258, 268, 288, 385, 395, 395XL, 454, 474, 475, 484, 485, 485XL, 495, 495XL, 574, 584, 585, 585XL, 595, 595XL, 674, 684, 685, 685XL, 695, 695XL, 784, 785, 785XL, 795, 884, 885, 885XL, 895, 895XL, 995XL, 3210, 3220, 3230, 4210, 4220, 4230, 4240, CX50, CX60, CX70, CX80, CX90, CX100
EM8070		REAR WHEEL STUD 1 9/16" x 5/8" UNF AXLE TO CENTRE NUT FOR BOLT IS EM5728	3047576R2	354, 374, 384, 444, 3434, B275, B276, B414, B434

PART NUMBER	IMAGE	DESCRIPTIONS	CASE IH	MODELS
EM4843		REAR WHEEL BOLT & NUT 2 7/8" x 5/8" UNF RIM TO CENTRE	406951R1	354, 374, 384, 385, 444, 454, 474, 475, 484, 485, 485XL, 574, 584, 585, 585XL, 674, 684, 685, 685XL, 784, 785, 785XL, 884, 885, 885XL, B250, B275, B414, BD276, BD434
EM5728		REAR WHEEL NUT 5/8" UNF AXLE TO CENTRE FITS STUDS EM7820 & EM8070	3047575R2, 3047575R3	238, 248, 258, 268, 288, 354, 374, 384, 385, 395, 395XL, 434, 444, 454, 474, 475, 484, 485, 485XL, 495, 495XL, 574, 584, 585, 585XL, 595, 595XL, 674, 684, 685, 685XL, 695, 695XL, 784, 785, 785XL, 795, 884, 885, 885XL, 895, 895XL, 995XL, 3210, 3220, 3230, 3434, 4210, 4220, 4230, 4240, B275, B276, B414, B434, CX50, CX60, CX70, CX80, CX90, CX100
EM4659		REAR WHEEL NUT 5/8" UNF RIM TO CENTRE FITS BOLTS EM4843		354, 374, 384, 385, 444, 454, 474, 475, 484, 485, 485XL, 574, 584, 585, 585XL, 674, 684, 685, 685XL, 784, 785, 785XL, 884, 885, 885XL, B250, B275, B414, BD276, BD434







PART NUMBER	IMAGE	DESCRIPTIONS	CASE IH	MODELS
FRONT AXLE				
EM7866		AXLE BEAM BOLT	405584R2	238, 248, 258, 268, 288, 385, 395, 395XL, 454, 474, 475, 484, 485, 485XL, 495, 495XL, 574, 584, 585, 585XL, 595, 595XL, 674, 685, 685XL, 695, 695XL, 785, 785XL, 795, 885, 885XL, 895, 895XL, 995XL, 3210, 3220, 3230, 4210, 4220, 4230, 4240, CX50, CX60, CX70, CX80, CX90, CX100
EM7867		AXLE BEAM NUT	405576R1, 405576R2	238, 248, 258, 268, 288, 385, 395, 395XL, 454, 474, 475, 484, 485, 485XL, 495, 495XL, 574, 584, 585, 585XL, 595, 595XL, 674, 685, 685XL, 695, 695XL, 785, 785XL, 795, 885, 885XL, 895, 895XL, 995XL, 3210, 3220, 3230, 4210, 4220, 4230, 4240, CX50, CX60, CX70, CX80, CX90, CX100
EM6180		AXLE PIN	3043857R1	238, 354, 374, 384, 444, B414, B434, BD276
EM6103		AXLE PIN	704078R2	B275
EM4395		AXLE PIN BUSH	405570R1	238, 248, 258, 268, 288, 385, 395, 395XL, 454, 474, 475, 484, 485, 485XL, 495, 495XL, 574, 584, 585, 585XL, 595, 595XL, 674, 684, 685, 685XL, 695, 695XL, 784, 785, 785XL, 795, 884, 885, 885XL, 895, 895XL, 995XL, 3210, 3220, 3230, 4210, 4220, 4230, 4240, CX50, CX60, CX70, CX80, CX90, CX100
EM7770		AXLE PIN BUSH	3134952R1, 3134952R2	433, 440, 523, 533, 540, 553, 624, 633, 640, 644, 654, 724, 733, 740, 743, 743XL, 744, 745, 745S, 745XL, 824, 833, 840, 844, 844S, 844XL, 845, 845XL, 856, 856XL, 946, 955, 955XL, 956, 956XL, 1046, 1055, 1055XL, 1056, 1246, 1255, 1255XL, 1455, 1455XL


PART NUMBER	IMAGE	DESCRIPTIONS	CASE IH	MODELS
EM6104		AXLE PIN BUSH	3043856R1	B275
EMB7606		STEERING BAR BUSH	379748R1	248, 268, 288, 385, 395, 395XL, 454, 474, 475, 484, 485, 485XL, 495, 495XL, 574, 584, 585, 585XL, 595, 595XL, 674, 684, 685, 685XL, 695, 695XL, 784, 785, 785XL, 795, 884, 885, 885XL, 895, 895XL, 995XL, 3210, 3220, 3230, 4210, 4220, 4230, 4240, CX50, CX60, CX70, CX80, CX90, CX100
EM5614		FRONT AXLE BRACKET BUSH	1536870C1, 405574R1	238, 248, 258, 268, 288, 385, 395, 395XL, 454, 474, 475, 484, 485, 485XL, 495, 495XL, 574, 584, 585, 585XL, 595, 595XL, 674, 684, 685, 685XL, 695, 695XL, 784, 785, 785XL, 795, 884, 885, 885XL, 895, 895XL, 995XL, 3210, 3220, 3230, 4210, 4220, 4230, 4240, CX50, CX60, CX70, CX80, CX90, CX100
EM7473		SPINDLE LH/RH HIGH CLEARANCE	527292R92	238, 248, 258, 385, 395, 395XL, 454, 474, 475, 484, 485, 485XL, 495, 495XL, 574, 584, 585, 585XL, 595, 595XL, 674
EM7857		SPINDLE LH/RH LOW CLEARANCE	405840R12	238, 248, 258, 385, 395, 395XL, 454, 474, 475, 484, 485, 485XL, 495, 495XL, 574, 584, 585, 585XL, 595, 595XL, 674
EM4600		SPINDLE LH/RH HIGH CLEARANCE HEAVY DUTY	67526C91	238, 248, 258, 268, 288, 385, 395, 395XL, 454, 475, 484, 485, 485XL, 495, 495XL, 574, 584, 585, 585XL, 595, 595XL, 674, 695, 695XL, 795, 895, 895XL, 995XL, 3210, 3220, 3230, 4210, 4220, 4230, 4240, CX50, CX60, CX70, CX80, CX90, CX100
EM7858		SPINDLE LH/RH LOW CLEARANCE HEAVY DUTY	67535C91	238, 248, 258, 268, 288, 385, 395, 395XL, 454, 475, 484, 485, 485XL, 495, 495XL, 574, 584, 585, 585XL, 595, 595XL, 674, 695, 695XL, 795, 895, 895XL, 995XL, 3210, 3220, 3230, 4210, 4220, 4230, 4240, CX50, CX60, CX70, CX80, CX90, CX100

PART NUMBER	IMAGE	DESCRIPTIONS	CASE IH	MODELS
EM4598		SPINDLE LH/RH LOW CLEARANCE	3121270R91	238, 288, 485, 485XL, 495, 495XL, 585, 585XL, 595, 595XL, 684, 685, 685XL, 695, 695XL, 784, 785, 785XL, 795, 884, 885, 885XL, 895, 895XL, 995XL, 4210, 4220, 4230, 4240, CX70, CX80, CX90, CX100
EM4597		SPINDLE LH/RH HIGH CLEARANCE	3121261R91	238, 288, 485, 485XL, 495, 495XL, 585, 585XL, 595, 595XL, 684, 685, 685XL, 695, 695XL, 784, 785, 785XL, 795, 884, 885, 885XL, 895, 895XL, 995XL, 4210, 4220, 4230, 4240, CX70, CX80, CX90, CX100
EM1803		SPINDLE LH	3043864R92	354, 374, 384, 444, B275, B414, BD276, BD434
EM1804		SPINDLE RH	3043865R92	354, 374, 384, 444, B275, B414, BD276, BD434
EM7831		SPINDLE REPAIR KIT CONTAINS: 4 X EMB7605 2 X EM7177 2 X EM5608		248, 258, 268, 288, 385, 395, 395XL, 454, 474, 475, 484, 485, 485XL, 495, 495XL, 574, 584, 585, 585XL, 595, 595XL, 674, 684, 685, 685XL, 695, 695XL, 784, 785, 785XL, 795, 884, 885, 885XL, 895, 895XL, 995XL, 3210, 3220, 3230, 4210, 4220, 4230, 4240, CX50, CX60, CX70, CX80, CX90, CX100
EM5608		SPINDLE SEAL	15943DA	238, 248, 258, 268, 288, 385, 395, 395XL, 454, 474, 475, 484, 485, 485XL, 495, 495XL, 574, 584, 585, 585XL, 595, 595XL, 674, 684, 685, 685XL, 695, 695XL, 784, 785, 785XL, 795, 884, 885, 885XL, 895, 895XL, 995XL, 3210, 3220, 3230, 4210, 4220, 4230, 4240, CX50, CX60, CX70, CX80, CX90, CX100
EM7177		SPINDLE THRUST BEARING	185106C91, 527295R91	238, 248, 258, 268, 288, 385, 395, 395XL, 454, 474, 475, 484, 485, 485XL, 495, 495XL, 574, 584, 585, 585XL, 595, 595XL, 674, 684, 685, 685XL, 695, 695XL, 784, 785, 785XL, 795, 884, 885, 885XL, 895, 895XL, 995XL, 3210, 3220, 3230, 4210, 4220, 4230, 4240, CX50, CX60, CX70, CX80, CX90, CX100

PART NUMBER	IMAGE	DESCRIPTIONS	CASE IH	MODELS
EM7968		SPINDLE THRUST BEARING	3070055R91, 39862D	354, 374, 384, 444, B275, B414, BD276, BD434
EMB7605		SPINDLE BUSH	358958R2, 376099R1	238, 248, 258, 268, 288, 385, 395, 395XL, 454, 474, 475, 484, 485, 485XL, 495, 495XL, 574, 584, 585, 585XL, 595, 595XL, 674, 684, 685, 685XL, 695, 695XL, 784, 785, 785XL, 795, 884, 885, 885XL, 895, 895XL, 995XL, 3210, 3220, 3230, 4210, 4220, 4230, 4240, CX50, CX60, CX70, CX80, CX90, CX100
EM6105		SPINDLE BUSH	40090D	374, 444, B275, B414, BD276, BD434
EM7806		SPINDLE BUSH	3057051R1, 3405570R1, 3405571R1	523, 553, 624, 644, 724, 743, 743XL, 744, 745, 745XL, 844, 844S, 844XL, 845, 845XL, 856, 856XL, 946, 955, 955XL, 956, 956XL, 1046, 1055, 1055XL, 1056
EM1105		SPINDLE KEY 1 7/16" x 5/16"	117997	238, 248, 258, 268, 288, 385, 395, 395XL, 454, 474, 475, 484, 485, 485XL, 495, 495XL, 574, 584, 585, 585XL, 595, 595XL, 674, 684, 685, 685XL, 695, 695XL, 784, 785, 785XL, 795, 884, 885, 885XL, 895, 895XL, 995XL, 3210, 3220, 3230, 4210, 4220, 4230, 4240, CX50, CX60, CX70, CX80, CX90, CX100

PART NUMBER	IMAGE	DESCRIPTIONS	CASE IH	MODELS
STEERING				
EM138		STEERING WHEEL KEYED	3070440R2, 708424R91	B250, B275, B414, BD276, BD434
EM388		STEERING WHEEL SPLINED	385156R1	454, 474, 475, 484, 485, 485XL, 574, 584, 585, 585XL, 674, 684, 685, 685XL, 784, 785, 785XL, 884, 885, 885XL
EM1806		STEERING BOX ASSY	3070781R92	2276, B250, B275, B414
EM65649		STEERING BOX SEAL KIT		444, B250, B275, B414
EM6056		STEERING SHAFT BUSH	3070030R1, 3069430R2	354, 374, 384, 444, B250, B275, B414, BD276, BD434
EM1810		STEERING SHAFT BEARING	708611R91, 708612R1	2276, B250, B275, B414
EM6102		ROCKER SHAFT BUSH	708601R1	2276, B250, B275, B414
EM6187		ROCKER SHAFT SEAL	708602R91	2276, B250, B275, B414

PART NUMBER	IMAGE	DESCRIPTIONS	CASE IH	MODELS
EM9143		ORBITAL STEERING UNIT	366441A1, 88107C93	238, 248, 258, 268, 288, 385, 395, 395XL, 485, 485XL, 495, 495XL, 585, 585XL, 595, 595XL, 685, 685XL, 695, 695XL, 785, 785XL, 795, 795XL, 885, 885XL, 895, 895XL, 995, 995XL, 3210, 3220, 3230, 4210, 4220, 4230, 4240, C50, C60, C70, C80, C90
EM9046		ORBITAL STEERING UNIT		AVJ55, AVJ60, AVJ70, JX55, JX60, JX65, JX70, JX75, JX80, JX85, JX90, JX95, VJ60, VJ70, VJ80
EM2399		ORBITAL STEERING UNIT SEAL KIT	1500443C92, K962387	238, 248, 258, 268, 288, 385, 395, 395XL, 474, 475, 485, 485XL, 495, 495XL, 574, 585, 585XL, 595, 595XL, 674, 685, 685XL, 695, 695XL, 785, 785XL, 795, 885, 885XL, 895, 895XL, 995XL, 3210, 3220, 3230, 4210, 4220, 4230, 4240
EM5304		POWER STEERING CYLINDER ASSY	188842A1, 549667R93	238, 248, 258, 268, 288, 385, 395, 395XL, 454, 474, 475, 484, 485, 485XL, 495, 495XL, 574, 584, 585, 585XL, 595, 595XL, 674, 684, 685, 685XL, 695, 695XL, 784, 785, 785XL, 795, 884, 885, 885XL, 895, 895XL, 995XL, 3210, 3220, 3230, 4210, 4220, 4230, 4240, CX50, CX60, CX70, CX80, CX90, CX100, MX80C, MX90C, MX100C
EM8537		POWER STEERING CYLINDER SEAL KIT	55355C91	238, 248, 258, 268, 288, 385, 395, 395XL, 454, 474, 475, 484, 485, 485XL, 495, 495XL, 574, 584, 585, 585XL, 595, 595XL, 684, 685, 685XL, 695, 695XL, 784, 785, 785XL, 795, 884, 885, 885XL, 895, 895XL, 995XL, 3210, 3220, 3230, 4210, 4220, 4230, 4240
EM7840		POWER STEERING CYLINDER O RING	237-6008	238, 248, 258, 268, 288, 385, 395, 395XL, 454, 474, 475, 484, 485, 485XL, 495, 495XL, 574, 584, 585, 585XL, 595, 595XL, 674, 684, 685, 685XL, 695, 695XL, 784, 785, 785XL, 795, 884, 885, 885XL, 895, 895XL, 995XL, 3210, 3220, 3230, 4210, 4220, 4230, 4240, CX50, CX60, CX70, CX80, CX90, CX100, MX80C, MX90C, MX100C



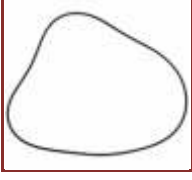

PART NUMBER	IMAGE	DESCRIPTIONS	CASE IH	MODELS
EM8761		STEERING CYLINDER OUTER PIN		JX60, JX70, JX75, JX80, JX85, JX90, JX95, VJ70, VJ80






PART NUMBER	IMAGE	DESCRIPTIONS	CASE IH	MODELS
4WD				
EM8774		CONTROL SHAFT	5123391	JX55, JX60, JX65, JX70, JX75, JX80, JX85, JX90, JX95, VJ60, VJ70, VJ80
EM8806		DRIVE SHAFT GEAR	5142047	JX75, JX80, JX85, JX90, JX95, VJ70, VJ80
EM8807		DRIVE SHAFT RING GEAR	5108749	JX75, JX80, JX85, JX90, JX95, VJ70, VJ80
EM8808		PLANETARY GEAR	5137107	JX75, JX80, JX85, JX90, JX95, MXU100, MXU110, MXU115, MXU125, MXU130, MXU135, VJ70, VJ80
EM8809		IDLER GEAR	5108747	JX75, JX80, JX85, JX90, JX95, MXU100, MXU110, MXU115, MXU125, MXU130, MXU135, VJ70, VJ80
EM8811		IDLER GEAR NEEDLE BEARING	5101693	JX75, JX80, JX85, JX90, JX95, MXU100, MXU110, MXU115, VJ70, VJ80
EM8766		IDLER PINION PIN	4997509	JX75, JX80, JX85, JX90, JX95, VJ70, VJ80
EM8810		STEERING KNUCKLE RH	5126939	JX75, JX80, JX85, JX90
EM8805		KING PIN	5121116	JX75, JX80, JX85, JX90

PART NUMBER	IMAGE	DESCRIPTIONS	CASE IH	MODELS
EM8804		CROWN WHEEL & PINION	5142023	JX60, JX70, JX75, JX80, JX85, JX90, JX95, VJ70, VJ80
EM9367	NO IMAGE	UNIVERSAL JOINT	3133521R1	1046, 1246, 1255
EM9370		HUB BEARING	102161H, A26744, 29214H	644, 744, 844, 856, 955, 956, 1055, 1056, 1255, MX80C, MX90C, MX100, MX100C, MX110, MX120, MX135
EM9363	NO IMAGE	HUB SEAL	87313744, 247546A1	MX80C, MX90C, MX100, MX100C, MX110, MX120, MX135, MX150, MX170
EM9047		DRIVE TRAIN COUPLING	4994076	MXM120, MXM130, MXM135, MXM140, MXM150, MXM155, MXM165, MXM175, MXM180, MXM190

PART NUMBER	IMAGE	DESCRIPTIONS	CASE IH	MODELS
ZF AXLE				
EM4718		DRIVE GEAR	81455C1	(238, 248, 258, 385, 395, 395XL, 485, 485XL, 495, 495XL, 585, 585XL, 595, 595XL - APL325)
EM4732		DRIVE GEAR	81325C1	(238, 248, 258, 268, 288, 385, 395, 485, 495, 585, 595, 685, 685XL, 695, 695XL, 743, 743S, 743XL, 745, 745S, 745XL, 785, 785XL, 795, 795XL, 844, 844S, 844XL, 845, 845XL, 856, 856XL, 885, 885XL, 895, 895XL, 985, 995, 995XL - APL330) (248, 258, 268, 288, 385, 485, 585, 685, 685XL, 695, 695XL, 743, 743S, 743XL, 745, 745S, 745XL, 785, 785S, 785XL, 795, 795XL, 844, 844S, 844XL, 845, 845XL, 856, 856XL, 885, 885XL, 895, 985, 995, 995XL - APL335)
EM7926		DRIVE GEAR	81688C1	(956, 956XL, 1056, 1056XL - APL345)
EM7242		BEARING	81326C1	(238, 248, 258, 385, 395, 485, 485XL, 495, 495XL, 585, 585XL, 595, 595XL - APL325) (238, 248, 258, 268, 288, 385, 395, 485, 485XL, 495, 585, 585XL, 595, 685, 685XL, 695, 695XL, 743, 743S, 743XL, 745, 745S, 745XL, 785, 785XL, 795, 795XL, 844, 844S, 844XL, 845, 845XL, 856, 856XL, 885, 885XL, 895, 895XL, 985, 995, 995XL - APL330) (248, 258, 268, 288, 385, 485, 585, 685, 685XL, 695, 695XL, 743, 743S, 743XL, 745, 745S, 745XL, 785, 785S, 785XL, 795, 795XL, 844, 844S, 844XL, 845, 845XL, 856, 856XL, 885, 885XL, 895, 895XL, 985, 995, 995XL - APL335) (956, 956XL, 1056, 1056XL - APL345)
EM4719		DRIVE SHAFT	81453C1	(238, 248, 258, 385, 395, 485, 485XL, 495, 495XL, 585, 585XL, 595, 595XL - APL325)





PART NUMBER	IMAGE	DESCRIPTIONS	CASE IH	MODELS
EM4894		DRIVE SHAFT	81435C1	(238, 248, 258, 268, 288, 385, 395, 485, 485XL, 495, 585, 585XL, 595, 685, 685XL, 695, 695XL, 743, 743S, 743XL, 745, 745S, 745XL, 785, 785XL, 795, 795XL, 844, 844S, 844XL, 845, 845XL, 856, 856XL, 885, 885XL, 895, 895XL, 985, 995, 995XL - APL330)
EM4731		DRIVE SHAFT	81320C1	(248, 258, 268, 288, 385, 485, 585, 685, 685XL, 695, 695XL, 743, 743S, 743XL, 745, 745S, 745XL, 785, 785S, 785XL, 795, 795XL, 844, 844S, 844XL, 845, 845XL, 856, 856XL, 885, 885XL, 895, 895XL, 985, 995, 995XL - APL335)
EM4895		DRIVE SHAFT	81683C1	(956, 956XL, 1056, 1056XL - APL345)
EM4720		RING GEAR	81452C1	(238, 248, 258, 385, 395, 485, 485XL, 495, 495XL, 585, 585XL, 595, 595XL - APL325)
EM4730		RING GEAR	81319C1	(248, 258, 268, 288, 385, 485, 585, 685, 685XL, 695, 695XL, 743, 743S, 743XL, 745, 745S, 745XL, 785, 785S, 785XL, 795, 795XL, 844, 844S, 844XL, 845, 845XL, 856, 856XL, 885, 885XL, 895, 895XL, 995, 995XL - APL335)
EM5019		BEARING	81676C1	(956, 956XL, 1056, 1056XL - APL345)






PART NUMBER	IMAGE	DESCRIPTIONS	CASE IH	MODELS
EM4723		HUB SEAL	1964235C1, 1964235C2, 81309C1, 81310C1, 81311C1	(238, 248, 258, 385, 395, 485, 495, 495XL, 585, 585XL, 595, 595XL - APL325) (238, 248, 258, 268, 288, 385, 395, 485, 485XL, 495, 585, 585XL, 595, 685, 685XL, 695, 695XL, 743, 743S, 743XL, 745, 745S, 745XL, 785, 785XL, 795, 795XL, 844, 844S, 844XL, 845, 845XL, 856, 856XL, 885, 885XL, 895, 895XL, 985, 995, 995XL - APL330) (248, 258, 268, 288, 385, 485, 585, 685, 685XL, 695, 695XL, 743, 743S, 743XL, 745, 745S, 745XL, 785, 785S, 785XL, 795, 795XL, 844, 844S, 844XL, 845, 845XL, 856, 856XL, 885, 885XL, 895, 895XL, 985, 995, 995XL - APL335)
EM6851		HUB SEAL	1964236C1	(956, 956XL, 1056, 1056XL - APL345)
EM7459		O RING	81313C1	(238, 248, 258, 385, 395, 485, 485XL, 495, 495XL, 585, 585XL, 595, 595XL - APL325) (238, 248, 258, 268, 288, 385, 395, 485, 485XL, 495, 585, 585XL, 595, 685, 685XL, 695, 695XL, 743, 743S, 743XL, 745, 745S, 745XL, 785, 785XL, 795, 795XL, 844, 844S, 844XL, 845, 845XL, 856, 856XL, 885, 885XL, 895, 895XL, 985, 995, 995XL - APL330) (248, 258, 268, 288, 385, 485, 585, 685, 685XL, 695, 695XL, 743, 743S, 743XL, 745, 745S, 745XL, 785, 785S, 785XL, 795, 795XL, 844, 844S, 844XL, 845, 845XL, 856, 856XL, 885, 885XL, 895, 895XL, 985, 995, 995XL - APL335)
EM4721		KING PIN	81428C1	(238, 248, 258, 385, 395, 485, 485XL, 495, 495XL, 585, 585XL, 595, 595XL - APL325) (238, 248, 258, 268, 288, 385, 395, 485XL, 495, 585, 585XL, 595, 685, 685XL, 695, 695XL, 743, 743S, 743XL, 745, 745S, 745XL, 785, 785XL, 795, 795XL, 844, 844S, 844XL, 845, 845XL, 856, 856XL, 885, 885XL, 895, 895XL, 985, 995, 995XL - APL330)

PART NUMBER	IMAGE	DESCRIPTIONS	CASE IH	MODELS
EM4727		KING PIN	81305C1, 81305C2	(248, 258, 268, 288, 385, 485, 585, 685, 685XL, 695, 695XL, 743, 743S, 743XL, 745, 745S, 745XL, 785, 785S, 785XL, 795, 795XL, 844, 844S, 844XL, 845, 845XL, 856, 856XL, 885, 885XL, 895, 895XL, 985, 995, 995XL - APL335)
EM7454		KING PIN	81670C1	(956, 956XL, 1056, 1056XL - APL345)
EM4722		JOINT ASSEMBLY	1968450C1, 81430C1	(238, 248, 258, 385, 395, 485, 485XL, 495, 495XL, 585, 585XL, 595, 595XL - APL325) (238, 248, 258, 268, 288, 385, 395, 485, 485XL, 495, 585, 585XL, 595, 685, 685XL, 695, 695XL, 743, 743S, 743XL, 745, 745S, 745XL, 785, 785XL, 795, 795XL, 844, 844S, 844XL, 845, 845XL, 856, 856XL, 885, 885XL, 895, 895XL, 985, 995, 995XL - APL330)
EM4728		JOINT ASSEMBLY	1968452C1, 81307C1	(248, 258, 268, 288, 385, 485, 585, 685, 685XL, 695, 695XL, 743, 743S, 743XL, 745, 745S, 745XL, 785, 785S, 785XL, 795, 795XL, 844, 844S, 844XL, 845, 845XL, 856, 856XL, 885, 885XL, 895, 895XL, 985, 995, 995XL - APL335)
EM5178		UNIVERSAL JOINT 27 x 70.5mm	1342711C1, 1342715C1	(238, 248, 258, 385, 395, 485, 485XL, 495, 495XL, 585, 585XL, 595, 595XL - APL325) (238, 248, 258, 268, 288, 385, 395, 485, 485XL, 495, 585, 585XL, 595, 685, 685XL, 695, 695XL, 743, 743S, 743XL, 745, 745S, 745XL, 785, 785XL, 795, 795XL, 844, 844S, 844XL, 845, 845XL, 856, 856XL, 885, 885XL, 895, 895XL, 985, 995, 995XL - APL330) (248, 258, 268, 288, 385, 485, 585, 685, 685XL, 695, 695XL, 743, 743S, 743XL, 745, 745S, 745XL, 785, 785S, 785XL, 795, 795XL, 844, 844S, 844XL, 845, 845XL, 856, 856XL, 885, 885XL, 895, 895XL, 985, 995, 995XL - APL335)



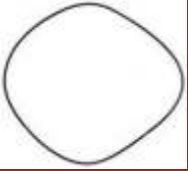

PART NUMBER	IMAGE	DESCRIPTIONS	CASE IH	MODELS
EM7960		UNIVERSAL JOINT 30 x 83mm	1342719C1	(956, 1056 - APL345)
EM5554		UNIVERSAL JOINT 27 x 82.3mm	1967554C1, 3230277R1	(533, 540, 633, 640, 733, 740, 833, 840, 940 - APL1251) (585, 644, 685, 743, 744, 745, 785, 844, 844S, 856XL, 885 - APL1351)
EM8674		UNIVERSAL JOINT 38 x 106mm	3224326R1	(644, 743, 743XL, 744, 745S, 745XL, 844, 844S, 844XL, 856, 856XL, 946, 955, 955XL, 956, 956XL, 1046, 1055, 1055XL, 1056, 1056XL, 1246, 1255, 1255XL APL3052)
EM7456		UNIVERSAL JOINT 34 x 97mm	3224325R1	(644, 744, 844, 844S - APL1551) (955, 956, 1055, 1056 - APL1552)
EM4725		INNER BUSH	81410C2	(238, 248, 258, 385, 395, 485, 485XL, 495, 495XL, 585, 585XL, 595, 595XL - APL325) (238, 248, 258, 268, 288, 385, 395, 485, 485XL, 495, 585, 585XL, 595, 685, 685XL, 695, 695XL, 743, 743S, 743XL, 745, 745S, 745XL, 785, 785XL, 795, 795XL, 844, 844S, 844XL, 845, 845XL, 856, 856XL, 885, 885XL, 895, 895XL, 985, 995, 995XL - APL330)
EM4726		INNER BUSH	81287C2	(248, 258, 268, 288, 385, 485, 585, 685, 685XL, 695, 695XL, 743, 743S, 743XL, 745, 745S, 745XL, 785, 785S, 785XL, 795, 795XL, 844, 844S, 844XL, 845, 845XL, 856, 856XL, 885, 885XL, 895, 895XL, 985, 995, 995XL - APL335) (956, 956XL, 1056, 1056XL - APL345)
EM4724		OUTER BUSH	81429C2	(238, 248, 258, 385, 395, 485, 485XL, 495, 495XL, 585, 585XL, 595, 595XL - APL325) (238, 248, 258, 268, 288, 385, 395, 485, 485XL, 495, 585, 585XL, 595, 685, 685XL, 695, 695XL, 743, 743S, 743XL, 745, 745S, 745XL, 785, 785XL, 795, 795XL, 844, 844S, 844XL, 845, 845XL, 856, 856XL, 885, 885XL, 895, 895XL, 985, 995, 995XL - APL330)

PART NUMBER	IMAGE	DESCRIPTIONS	CASE IH	MODELS
EM7453		OUTER BUSH	81306C1	(248, 258, 268, 288, 385, 485, 585, 685, 685XL, 695, 695XL, 743, 743S, 743XL, 745, 745S, 745XL, 785, 785S, 785XL, 795, 795XL, 844, 844S, 844XL, 845, 845XL, 856, 856XL, 885, 885XL, 895, 985, 995, 995XL - APL335) (956, 956XL, 1056, 1056XL - APL345)
EM4560		SEAL	81411C1, 81411C2	(238, 248, 258, 385, 395, 485, 485XL, 495, 495XL, 585, 585XL, 595, 595XL - APL325) (238, 248, 258, 268, 288, 385, 395, 485, 485XL, 495, 585, 585XL, 595, 685, 685XL, 695, 695XL, 743, 743S, 743XL, 745, 745S, 745XL, 785, 785XL, 795, 795XL, 844, 844S, 844XL, 845, 845XL, 856, 856XL, 885, 885XL, 895, 895XL, 985, 995, 995XL - APL330)
EM4559		SEAL	81288C1	(248, 258, 268, 288, 385, 485, 585, 685, 685XL, 695, 695XL, 743, 743S, 743XL, 745, 745S, 745XL, 785, 785S, 785XL, 795, 795XL, 844, 844S, 844XL, 845, 845XL, 856, 856XL, 885, 885XL, 895, 895XL, 985, 995, 995XL - APL335) (956, 956XL, 1056, 1056XL - APL345)
EM7959		O RING	81419C1	(238, 248, 258, 385, 395, 485, 485XL, 495, 495XL, 585, 585XL, 595, 595XL - APL325) (238, 248, 258, 268, 288, 385, 395, 485, 485XL, 495, 585, 585XL, 595, 685, 685XL, 695, 695XL, 743, 743S, 743XL, 745, 745S, 745XL, 785, 785XL, 795, 795XL, 844, 844S, 844XL, 845, 845XL, 856, 856XL, 885, 885XL, 895, 895XL, 985, 995, 995XL - APL330)
EM7772		O RING	1964258C1, 3147244R1, 81296C1	(248, 258, 268, 288, 385, 485, 585, 685, 685XL, 695, 695XL, 743, 743S, 743XL, 745, 745S, 745XL, 785, 785S, 785XL, 795, 795XL, 844, 844S, 844XL, 845, 845XL, 856, 856XL, 885, 885XL, 895, 895XL, 985, 995, 995XL - APL335) (533, 540, 633, 640, 733, 740, 833, 840, 940 - APL1251) (485XL, 585XL, 644, 743, 743XL, 744, 745S, 745XL, 785XL, 844, 844S, 844XL, 856XL, 885XL - APL1351) (644, 744, 844, 844S - APL1551) (955, 955XL, 956, 956XL, 1055, 1055XL, 1056, 1056XL - APL1552)

PART NUMBER	IMAGE	DESCRIPTIONS	CASE IH	MODELS
EM7785		BEARING	1342525C1, 81416C1, 81417C1	(238, 248, 258, 385, 395, 485, 485XL, 495, 495XL, 585, 585XL, 595, 595XL - APL325) (238, 248, 258, 268, 288, 385, 395, 485, 485XL, 495, 585, 585XL, 595, 685, 685XL, 695, 695XL, 743, 743S, 743XL, 745, 745S, 745XL, 785, 785XL, 795, 795XL, 844, 844S, 844XL, 845, 845XL, 856, 856XL, 885, 885XL, 895, 895XL, 985, 995, 995XL - APL330)
EM7458		BEARING	81294C1	(248, 258, 268, 288, 385, 485, 585, 685, 685XL, 695, 695XL, 743, 743S, 743XL, 745, 745S, 745XL, 785, 785S, 785XL, 795, 795XL, 844, 844S, 844XL, 845, 845XL, 856, 856XL, 885, 885XL, 895, 895XL, 985, 995, 995XL - APL335)
EM7455		BEARING	3147241R1, 3147242R91, 3404787R91, 3404788R1	(956, 956XL, 1056, 1056XL - APL345) (533, 540, 633, 640, 733, 740, 833, 840, 940 - APL1251) (485XL, 585XL, 644, 743, 743XL, 744, 745S, 745XL, 785XL, 844, 844S, 844XL, 856XL, 885XL - APL1351) (644, 744, 844, 844S - APL1551) (955, 955XL, 956, 956XL, 1055, 1055XL, 1056, 1056XL - APL1552)
EM7457		SEALING RING	81279C1	(238, 248, 258, 385, 395, 485, 485XL, 495, 495XL, 585, 585XL, 595, 595XL - APL325) (238, 248, 258, 268, 288, 385, 395, 485, 485XL, 495, 585, 585XL, 595, 685, 685XL, 695, 695XL, 743, 743S, 743XL, 745, 745S, 745XL, 785, 785XL, 795, 795XL, 844, 844S, 844XL, 845, 845XL, 856, 856XL, 885, 885XL, 895, 895XL, 985, 995, 995XL - APL330) (248, 258, 268, 288, 385, 485, 585, 685, 685XL, 695, 695XL, 743, 743S, 743XL, 745, 745S, 745XL, 785, 785S, 785XL, 795, 795XL, 844, 844S, 844XL, 845, 845XL, 856, 856XL, 885, 885XL, 895, 895XL, 985, 995, 995XL - APL335)

PART NUMBER	IMAGE	DESCRIPTIONS	CASE IH	MODELS
EM2406.		BEARING	663557R91, 663558R1, 81277C1, 81278C1	(238, 248, 258, 385, 395, 485, 485XL, 495, 495XL, 585, 585XL, 595, 595XL - APL325) (238, 248, 258, 268, 288, 385, 395, 485, 485XL, 495, 585, 585XL, 595, 685, 685XL, 695, 695XL, 743, 743S, 743XL, 745, 745S, 745XL, 785, 785XL, 795, 795XL, 844, 844S, 844XL, 845, 845XL, 856, 856XL, 885, 885XL, 895, 895XL, 985, 995, 995XL - APL330) (248, 258, 268, 288, 385, 485, 585, 685, 685XL, 695, 695XL, 743, 743S, 743XL, 745, 745S, 745XL, 785, 785S, 785XL, 795, 795XL, 844, 844S, 844XL, 845, 845XL, 856, 856XL, 885, 885XL, 895, 895XL, 985, 995, 995XL - APL335)
EM4551		BEARING	3140666R91	(956, 956XL, 1056, 1056XL - APL345)
EM7450		BEARING	131312C1, 81379R1, 871244R1, 871245R1	(238, 248, 258, 385, 395, 485, 495, 495XL, 585, 585XL, 595, 595XL - APL325) (238, 248, 258, 268, 288, 385, 395, 485, 495, 585, 595, 685, 685XL, 695, 695XL, 743, 743S, 743XL, 745, 745S, 745XL, 785, 785XL, 795, 795XL, 844, 844S, 844XL, 845, 845XL, 856, 856XL, 885, 885XL, 895, 895XL, 985, 995, 995XL - APL330) (956, 956XL, 1056, 1056XL - APL345) (644, 744, 844, 844S - APL1551) (955, 955XL, 956, 956XL, 1055, 1055XL, 1056, 1056XL - APL1552)
EM5180		BEARING	268735, 455386C1, 455387C91, 81214C1, 81215C1	(248, 258, 268, 288, 385, 485, 585, 685, 685XL, 695, 695XL, 743, 743S, 743XL, 745, 745S, 745XL, 785, 785S, 785XL, 795, 795XL, 844, 844S, 844XL, 845, 845XL, 856, 856XL, 885, 885XL, 895, 985, 995, 995XL - APL335)
EM5182		BEARING	671032R1, 671033R1, 81231C1, 81232C1	(258, 288, 385, 485, 585, 685, 685XL, 695, 695XL, 743, 743S, 743XL, 745, 745S, 745XL, 785, 785S, 785XL, 795, 795XL, 844, 844S, 844XL, 845, 845XL, 856, 856XL, 885, 885XL, 895, 985, 995, 995XL APL335)



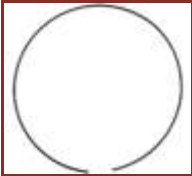



PART NUMBER	IMAGE	DESCRIPTIONS	CASE IH	MODELS
EM7451		BEARING	298194R91, 81597C1, 81598C1	(956, 956XL, 1056, 1056XL - APL345)
EM5183		SEAL	81233C1	(248, 258, 268, 288, 385, 485, 585, 685, 685XL, 695, 695XL, 743, 743S, 743XL, 745, 745S, 745XL, 785, 785S, 785XL, 795, 795XL, 844, 844S, 844XL, 845, 845XL, 856, 856XL, 885, 885XL, 895, 985, 995, 995XL - APL335)
EM7771		SEAL	3147195R91, 81615C1	(956, 956XL, 1056, 1056XL - APL345)
EM6885		COUPLER	90031C1, 90031C2	(238, 248, 258, 268, 288, 385, 395, 395XL, 485, 485XL, 495, 495XL, 585, 585XL, 595, 595XL, 685, 685XL, 695, 695XL, 743, 743XL, 745, 745XL, 785, 785XL, 795, 844, 844XL, 845XL, 856, 856XL, 885, 885XL, 895, 895XL, 995XL - APL330)
EM6886		COUPLER	90030C2	(248, 288, 385, 395, 395XL, 485, 485XL, 495, 495XL, 585, 585XL, 595, 595XL, 685, 685XL, 695, 695XL, 743, 743XL, 745, 745XL, 785, 785XL, 795, 844, 844XL, 856, 856XL, 885, 885XL, 895, 895XL, 956XL, 1056XL APL335)
EM3532		TIE ROD END	1968463C1, 1968468C1	(238, 248, 258, 268, 288, 395, 485, 495, 585, 685, 695, 743, 745, 785, 795, 844, 844XL, 845, 856XL, 885, 895, 995XL - APL325, APL330, APL335 Axle)

PART NUMBER	IMAGE	DESCRIPTIONS	CASE IH	MODELS
CARRARO AXLE				
EM4513		BUSH	9967993, K965266	(238, 248, 258, 268, 288, 395, 495, 495XL, 595, 595XL, 695, 695XL, 795, 795XL, 895, 895XL, 995, 995XL - Carraro STD 164) (238, 248, 258, 268, 288, 395, 495, 495XL, 595, 595XL, 695, 695XL, 795, 795XL, 895, 895XL, 995, 995XL, 3210, 3220, 3230, 4210, 4220, 4230, 4240, CX50, CX60, CX70, CX80, CX90, CX100, MX80C, MX90C, MX100C - Carraro 707) (MX100, MX110, MX120, MX135, MX150, MX170 - Carraro 709) CS48, CS52, CS58, CS63, CS68, CS75, CS78, CS86, CS94, CS100, CS110, CS120, CS130, CS150, CVX120, CVX130, CVX150, CVX170, CVX1135, CVX1145, CVX1155, CVX1170, CVX1190
EM4536		BUSH	9967992, K965265	(238, 248, 258, 268, 288, 395, 495, 495XL, 595, 595XL, 695, 695XL, 795, 795XL, 895, 895XL, 995, 995XL - Carraro STD 164) (238, 248, 258, 268, 288, 395, 495, 495XL, 595, 595XL, 695, 695XL, 795, 795XL, 895, 895XL, 995, 995XL, 3210, 3220, 3230, 4210, 4220, 4230, 4240, CX50, CX60, CX70, CX80, CX90, CX100, MX80C, MX90C, MX100C - Carraro 707) (MX100, MX110, MX120, MX135, MX150, MX170 - Carraro 709) CS48, CS52, CS58, CS63, CS68, CS75, CS78, CS86, CS94, CS100, CS110, CS120, CS130, CS150, CVX120, CVX130, CVX150, CVX170, CVX1135, CVX1145, CVX1155, CVX1170, CVX1190
EM6650		O RING	K965267	395, 495, 595, 695, 795, 895, 995XL, 3220, 4210, 4220, 4230, 4240, CX50, CX60, CX70, CX80, CX90, CX100, MX80C, MX90C, MX100C
EM4532		BEARING	K395090	(MX80C, MX90C, MX100C - Carraro 707) (5120, 5130, 5140, 5150, 5220, 5230, 5240, 5250, MX80C, MX90C, MX100, MX100C, MX110, MX120, MX135, MX150, MX170 - Carraro 709) CS100, CS110, CS120, CS130, CS150







PART NUMBER	IMAGE	DESCRIPTIONS	CASE IH	MODELS
EM4512		SEAL	81873C1	(5120, 5130, 5140, 5150, 5220, 5230, 5240, 5250 - Carraro 709)
EM7875		BEARING	1963855C1, 1964245C1, 1966043C1, 3216713R91	(238, 248, 258, 268, 288, 395, 495, 495XL, 595, 595XL, 695, 695XL, 795, 795XL, 895, 895XL, 995, 995XL - Carraro STD 164) (238, 248, 258, 268, 288, 395, 495, 495XL, 595, 595XL, 695, 695XL, 795, 795XL, 895, 895XL, 995, 995XL, 3210, 3220, 3230, 4210, 4220, 4230, 4240, CX50, CX60, CX70, CX80, CX90, CX100 - Carraro 707)
EM4551.		BEARING	3140666R91	(MX80C, MX90C, MX100C - Carraro 707) (5120, 5130, 5140, 5150, 5220, 5230, 5240, 5250, MX80C, MX90C, MX100, MX100C, MX110, MX120, MX135, MX150, MX170 - Carraro 709) CS100, CS110, CS120, CS130, CS150
EM4518		PINION GEAR	1349057C1	(5120, 5130, 5140, 5150 - Carraro 709)
EM4519		PINION GEAR	N14408	(5120, 5130, 5140, 5150 - Carraro 709)
EM4510		THRUST WASHER	9966352, K395075	(5120, 5130, 5140, 5150 - Carraro 709)
EM4511		DIFFERENTIAL PIN	K395087	(5120, 5130, 5140, 5150 - Carraro 709)
EM4552		PINION KIT		(5120, 5130, 5140, 5150 - Carraro 709)

PART NUMBER	IMAGE	DESCRIPTIONS	CASE IH	MODELS
EM4544		AXLE SHAFT ASSEMBLY	1-33-742-682	(5120, 5130, 5140, 5150, 5220, 5230, 5240, 5250 - Carraro 709) CS68, CS75, CS78, CS86, CS94, CS100, CS110, CS120, CS130, CS150
EM4529		UNIVERSAL JOINT 27 x 70mm	9968059, N14411	(5120, 5130, 5140, 5150, 5220, 5230, 5240, 5250 - Carraro 709) CS68, CS75, CS78, CS86, CS94, CS100, CS110, CS120, CS130, CS150
EM4540		INNER BUSH	D142950	(5120, 5130, 5140, 5150, 5220, 5230, 5240, 5250, MX100, MX110, MX120, MX135, MX150, MX170 - Carraro 709) (CS100, CS110, CS120, CS130, CS150, CVX120, CVX130, CVX150, CVX170, CVX1135, CVX1145, CVX1155, CVX1170, CVX1190
EM9375		SEAL	100529A1	395, 495, 595, 695, 795, 895, 995, 3210, 3220, 3230, 4210, 4220, 4230, 4240
EM1678		SEAL	N8897	(5120, 5130, 5140, 5150, 5220, 5230, 5240, 5250 - Carraro 709) CS100, CS110, CS120, CS130, CS150, CVX120, CVX130, CVX150, CVX170, CVX1135, CVX1145, CVX1155, CVX1170, CVX1190
EM4541		OUTER BUSH	1967535C1	(5120, 5130, 5140, 5150, 5220, 5230, 5240, 5250 - Carraro 709) CS100, CS110, CS120, CS130, CS150
EM4530		KING PIN UPPER	1995414C1	(5120, 5130, 5140, 5150, 5220, 5230, 5240, 5250 - Carraro 709)
EM4531		KING PIN LOWER	N13504	(5120, 5130, 5140, 5150, 5220, 5230, 5240, 5250 - Carraro 709)

PART NUMBER	IMAGE	DESCRIPTIONS	CASE IH	MODELS
EM4514		KING PIN SEAL	K262811, K395039	(5120, 5130, 5140, 5150, 5220, 5230, 5240, 5250 - Carraro 709)
EM4538		KING PIN BUSH UPPER	645136, 6451-36, 9967999, N14372	(5120, 5130, 5140, 5150, 5220, 5230, 5240, 5250, MX100, MX110, MX120, MX135, MX150 - Carraro 709) (CS100, CS110, CS120, CS130, CS150 - Type A, B & C) CVX120, CVX130, CVX150, CVX170, CVX1135, CVX1145, CVX1155, CVX1170, CVX1190
EM9079		KING PIN BUSH UPPER	5119660	MXM120, MXM130, MXM135, MXM140, MXM150, MXM155, MXM165, MXM175, MXM180, MXM190
EM4505		KING PIN BUSH LOWER	1964243C1, K395040, N14373	(5120, 5130, 5140, 5150, 5220, 5230, 5240, 5250, MX100, MX110, MX120, MX135, MX150 - Carraro 709) (CS100, CS110, CS120, CS130, CS150 - Type A, B & C) CVX120, CVX130, CVX150, CVX170, CVX1135, CVX1145, CVX1155, CVX1170, CVX1190
EM4497		HUB SEAL	1349265C1, 247877A1, 294169A1, K395102	(5120, 5130, 5140, 5150, 5220, 5230, 5240, 5250 - Carraro 709) CS100, CS110, CS120, CS130, CS150
EM6087		HUB SEAL	5137109	JX80U, JX90U, JX100U, JX1080U, JX1090U, JX1100U, MXM120, MXM130, MXM135, MXM140, MXM150, MXM155, MXM165, MXM175, MXM180, MXM190, MXU100, MXU110, MXU115, MXU125, MXU135


PART NUMBER	IMAGE	DESCRIPTIONS	CASE IH	MODELS
EM6918.		BEARING	1966169C1, 81312C1	(238, 248, 258, 268, 288, 395, 495, 495XL, 595, 595XL, 695, 695XL, 795, 795XL, 895, 895XL, 995, 995XL - Carraro STD 164) (238, 248, 258, 268, 288, 395, 495, 495XL, 595, 595XL, 695, 695XL, 795, 795XL, 895, 895XL, 995, 995XL, 3210, 3220, 3230, 4210, 4220, 4230, 4240, CX50, CX60, CX70, CX80, CX90, CX100, MX80C, MX90C, MX100C - Carraro 707) (CS68, CS75 - Type D) (CS78, CS86, CS94 - Type A, B & C) JX80U, JX90U, JX100U, JX1080U, JX1090U, JX1100U, MXM120, MXM130, MXM135, MXM140, MXM150, MXM155, MXM165, MXM175, MXM180, MXM190, MXU100, MXU110, MXU115, MXU125, MXU135
EM5019.		BEARING	81676C1	(5120, 5130, 5140, 5150, 5220, 5230, 5240, 5250, MX80C, MX90C, MX100, MX100C, MX110, MX120, MX135 - Carraro 709) (MXM120, MXM130, MXM135, MXM140, MXM150, MXM155, MXM165, MXM175, MXM180, MXM190 - Power Shift) CS100, CS110, CS120, CS130, CS150, CVX120, CVX130, CVX150, CVX170, CVX1135, CVX1145, CVX1155, CVX1170, CVX1190
EM4546		INTERNAL CIRCLIP	H437679	(5120, 5130, 5140, 5150, 5220, 5230, 5240, 5250 - Carraro 709) (CS100, CS110, CS120 - Type A & B)
EM4507		CARRIER UNIT	H437678	(5120, 5130, 5140, 5150 - Carraro 709)
EM4516		RING GEAR	H437677	(5120, 5130, 5140, 5150, 5220, 5230, 5240, 5250 - Carraro 709) (CS100, CS110, CS120 - Type A)
EM4508		PLANETARY GEAR	9968080, K395114	(5120, 5130, 5140, 5150, 5220, 5230, 5240, 5250 - Carraro 709) (CS100, CS110, CS120 - Type A & B)








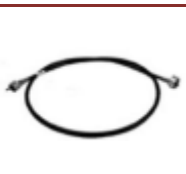

PART NUMBER	IMAGE	DESCRIPTIONS	CASE IH	MODELS
EM4549		PLANETARY GEAR	N13513	(5120, 5130, 5140, 5150, 5220, 5230, 5240, 5250 - Carraro 709) (CS100, CS110, CS120 - Type A & B)
EM4715		NEEDLE BEARING	119686A1	(5120, 5130, 5140, 5150, 5220, 5230, 5240, 5250 - Carraro 709) (CS100, CS110, CS120 - Type A & B)
EM2783		TIE ROD END	112508A1, 133743602, 1-33-743-602, 1966127C1	(395, 495, 595, 695, 795, 895, 995, 3210, 3220, 3230, 4210, 4220, 4230, 4240, CS68, CS75, CS78, CS86, CS94, CX50, CX60, CX70, CX80, CX90, CX100 Carraro Axle)
EM3528		TIE ROD END	112509A1, 1-33-743-604, 1966125C1	(395, 495, 595, 695, 795, 895, 995, 3210, 3220, 3230, 4210, 4220, 4230, 4240, CS68, CS75, CS78, CS86, CS94, CX50, CX60, CX70, CX80, CX90, CX100 Carraro Axle)
EM5927		TIE ROD END	137048A1, 1537612C1	(395, 495, 595, 695, 795, 895, 995, 3210, 3220, 3230, 4210, 4220, 4230, 4240, CX50, CX60, CX70, CX80, CX90, CX100 Carraro Axle)
EM5926		TIE ROD END	137047A1, 1537611C1	(395, 495, 595, 695, 795, 895, 995, 3210, 3220, 3230, 4210, 4220, 4230, 4240, CX50, CX60, CX70, CX80, CX90, CX100 Carraro Axle)
EM2787		TIE ROD END	N14388	(5120, 5130, 5140, 5150 Carraro Axle)
EM2788		TIE ROD END	N14377	(5120, 5130, 5140, 5150, MX80C, MX90C, MX100, MX100C MX110, MX120, MX135 Carraro Axle)




PART NUMBER	IMAGE	DESCRIPTIONS	CASE IH	MODELS
TIE RODS				
EM2276		TIE ROD END	3116407R3	(238, 248, 258, 268, 395, 495, 495XL, 684, 685, 695, 784, 785, 795, 884, 885, 895, 995XL 2WD Power Steering, Adjustable Straight Axle 52" - 77" Width) (385, 395, 454, 474, 475, 484, 485, 495, 574, 584, 585, 595, 674, 685, 695, 785, 795, 885, 895, 895XL, 3210, 3220, 3230, 4210, 4220, 4230, 4240, CX50, CX60, CX70, CX80, CX90, CX100, MX80C, MX90C, MX100C 2WD Power Steering, Adjustable Straight Axle 52" - 82" Width)
EM3231		TIE ROD END	312171R2, 3125171R2, 3125171R3, 3125171R91	(238, 248, 258, 268, 395, 495, 595, 684, 685, 695, 784, 785, 795, 884, 885, 895, 995XL 2WD Power Steering, Adjustable Straight Axle 52" - 77" Width)
EM2278		TIE ROD END	3040919R91, 3040919R92, 3040920R92, 3071097R91	(238, 276, 354, 374, 384, 434, 444, 2350A, B250, B275, B414 2WD Manual Steering)
EM6360		TIE ROD END	3040919R92, 3071096R91	(238, 276, 354, 374, 384, 434, 444, 2350A, B250, B275, B414 2WD Manual Steering)
EM5909		TIE ROD END	3058213R91, 3058213R93	(323, 353, 383, 423, 453, 553, 657, 724, 824 2WD Manual Steering)
EM2275		TIE ROD END	3116406R3, 3116406R4, 3116406R5	(385, 395, 454, 474, 475, 484, 485, 495, 574, 584, 585, 595, 674, 685, 695, 785, 795, 885, 895, 895XL, 3210, 3220, 3230, 4210, 4220, 4230, 4240, CX50, CX60, CX70, CX80, CX90, CX100, MX80C, MX90C, MX100C 2WD Power Steering, Adjustable Straight Axle 52" - 82" Width)

PART NUMBER	IMAGE	DESCRIPTIONS	CASE IH	MODELS
EM3867		TIE ROD ASSY	1538016C1, 3116321R93	(385, 395, 454, 474, 475, 484, 485, 495, 574, 584, 585, 595, 674, 685, 695, 785, 795, 885, 895, 895XL, 3210, 3220, 3230, 4210, 4220, 4230, 4240, CX50, CX60, CX70, CX80, CX90, CX100, MX80C, MX90C, MX100C 2WD Power Steering, Adjustable Straight Axle 52" - 82" Width)
EM5912		TIE ROD END	3141532R93	(433, 440, 533, 540, 553, 633, 640, 644, 654, 724, 733, 740, 744, 824, 833, 840, 844, 844S, 940, 946, 1046, 1246 4WD)
EM5913		TIE ROD END	3058213R91, 3141530R91	(433, 440, 533, 540, 553, 633, 640, 644, 654, 724, 733, 740, 744, 824, 833, 840, 844, 844S, 940, 946, 1046, 1246 4WD)
EM5917		TIE ROD END	3141531R91	(433, 533, 633, 733 4WD) [553, 654, 724, 824, (946, 1046, 1246 from 1519) 4WD ZF Cylinder]
EM5916		TIE ROD END	3141529R91	(433, 533, 633, 733 4WD) (485XL, 553, 584, 585, 585XL, 644, 654, 685, 685XL, 724, 743, 743XL, 744, 744S, 745XL, 784, 785, 785XL, 824, 844, 844S, 844XL, 856XL, 884, 885, 885XL, 946, 1046, 1246 4WD ZF Cylinder)
EM5915		TIE ROD END	3134240R91	[553, 654, 724, 824, (946, 1046, 1246 from 1519) 4WD ZF Cylinder]
EM5918		TIE ROD END	3146035R92, 3146035R94, 3146035R95	[584, 585, 644, 685, 743, 743XL, 744, 744S, 745XL, 784, 785, 844, 844S, 844XL, 856XL, 884, 885, (946, 1046, 1246 to 1518) 4WD ZF Cylinder]
EM7363		TIE ROD END	G45368, K260254, K262809, K262888	(580F, 580G 4WD)

PART NUMBER	IMAGE	DESCRIPTIONS	CASE IH	MODELS
EM7362		TIE ROD END	K260250	(580F, 580G 4WD)
EM8943		TIE ROD END	A40962	(580F, 580G 4WD)
EM5919		TIE ROD END	3221271R92	956XL, 1056XL
EM7595		TIE ROD END	133743614, 1-33-743-614, 133743620, 1-33-743-620	CS100, CS120, CS130, CS150
EM3535		TIE ROD END	247523A1, 340482A1, 340483A1	MX80C, MX90C, MX100, MX100C, MX110, MX120, MX135





PART NUMBER	IMAGE	DESCRIPTIONS	CASE IH	MODELS
DRAG LINKS				
EM2277		DRAG LINK END	3040922R92	(238, 276, 354, 374, 384, 434, 444, 2350A, B250, B275, B414 2WD Manual Steering)
EM6359		DRAG LINK END	3040921R92, 3045309R91	(238, 276, 354, 374, 384, 434, 444, 2350A, B250, B275, B414 2WD Manual Steering)
EM5914		DRAG LINK END	3131021R1, 3131021R2	(323, 353, 383, 423, 453 2WD Manual Steering)

PART NUMBER	IMAGE	DESCRIPTIONS	CASE IH	MODELS
INSTRUMENTS				
EM7167		TRACTORMETER AC TYPE	3071511R91	374, 384, 444
EM8620		TRACTORMETER	3125106R91, 3125106R92, 66455C1	454, 484, 574, 584, 684, 685, 685XL, 784, 785, 785XL, 884, 885, 885XL
EM6182		TRACTORMETER SMITH TYPE	3042465R91, 3042466R91, 3045066R91	B275, B414
EM8921		TEMPERATURE GAUGE	3127959R3, 3127959R4	385, 484, 485, 485XL, 584, 585, 585XL, 684, 685, 685XL, 784, 785, 785XL, 884, 885, 885XL
EM7469		AMMETER 40mm DIAMETER		384, 454, 474, 484, 485, 485XL, 574, 584, 585, 585XL, 674, 684, 685, 685XL, 784, 785, 785XL, 884, 885, 885XL
EM7821		TACHO CABLE 1450mm	1970820C1, 529234R1	248, 258, 385, 474, 484, 485, 485XL, 574, 584, 585, 585XL, 674, 684, 685, 685XL, 784, 785, 785XL, 884, 885, 885XL
EM6213		TACHO CABLE 970mm AC TYPE	3070503R92, 3070503R93	374, 384, 444, BD276, BD434
EM7437		TACHO CABLE 1250mm	1500491C1, 1970910C1	485XL
EM6225		TACHO CABLE 950mm SMITH TYPE	3042473R91	B275, B414

PART NUMBER	IMAGE	DESCRIPTIONS	CASE IH	MODELS
EM4406		STOP CABLE 1100mm		523, 654, 724, 824
EM7823		STOP CABLE 1530mm	3221356R3, 3399974R1	955, 955XL, 956, 956XL, 1055, 1055XL, 1056
EM1165		TACHO ANGLE DRIVE		475



PART NUMBER	IMAGE	DESCRIPTIONS	CASE IH	MODELS
SWITCHES				
EM7252		TEMPERATURE SWITCH	3073787R1, 3127956R1	385, 395, 395XL, 484, 485, 485XL, 495, 584, 585, 585XL, 595, 595XL, 684, 685, 685XL, 695, 695XL, 784, 785, 785XL, 795, 884, 885, 885XL, 895, 895XL, 3210, 3220, 3230, 4210, 4220, 4230, 4240
EM7253		TEMPERATURE SWITCH 5/8" UNF		580CKB
EM7256		OIL PRESSURE SWITCH	3055238R92, 3129031R91, 3132673R2, 91450C1	238, 248, 258, 268, 288, 323, 353, 383, 385, 395, 395XL, 423, 433, 440, 454, 474, 484, 485, 485XL, 495, 495XL, 523, 533, 540, 553, 574, 584, 585, 585XL, 595, 595XL, 624, 633, 640, 644, 654, 674, 684, 685, 685XL, 695, 695XL, 724, 733, 740, 743, 743XL, 744, 745, 745XL, 784, 785, 785XL, 795, 824, 833, 840, 844, 844XL, 845, 845XL, 856, 856XL, 884, 885, 885XL, 895, 895XL, 946, 955, 955XL, 956, 956XL, 995XL, 1046, 1055, 1055XL, 1056, 1246, 1255, 1255XL, 1455, 1455XL, 3210, 3220, 3230, 4210, 4220, 4230, 4240
EM534		OIL PRESSURE SWITCH 1/8" BSP	1534526C2	475, 5120, 5130, 5140, 5150, 5220, 5230, 5240, 5250, CX50, CX60, CX70, CX80, CX100
EM7257		OIL PRESSURE SWITCH 7/16"	82847703, K262933, K311686	580F, 580G
EM552		OIL PRESSURE SWITCH		MXM120, MXM130, MXM135, MXM140, MXM150, MXM155, MXM165, MXM175, MXM180, MXM190, MXU100, MXU110, MXU115, MXU125, MXU135
EM6052		FUEL SHUT OFF SOLENOID	218323A1, 340521A1	CX70, CX80, CX90, CX100, MX80C, MX90C, MX100C

PART NUMBER	IMAGE	DESCRIPTIONS	CASE IH	MODELS
EM536		IGNITION SWITCH 3 POSITION	3107556R92, K203992	238, 248, 258, 268, 288, 385, 395, 395XL, 454, 474, 475, 484, 485, 485XL, 495, 495XL, 574, 580F, 580G, 584, 585, 585XL, 595, 595XL, 674, 684, 685, 685XL, 695, 695XL, 784, 785, 785XL, 795, 884, 885, 885XL, 895, 895XL, 3210, 3220, 3230, 4210, 4220, 4230, 4240
EM537		IGNITION SWITCH	3048227R92	444, B250, B275, B414, BD276, BD434
EM7235		HEAD LIGHT SWITCH	3107344R91	354, 374, 444, B275, B414, BD276, BD434, BD3434
EM7119		HEAD LIGHT SWITCH	1502378C1, 3121404R1, K262014	484, 584, 684, 784, 884
EM952		LIGHT & HORN SWITCH	1502378C1, K300657	485, 485XL, 585, 585XL, 685, 685XL, 785, 785XL, 885, 885XL
EM2869		LIGHT & HORN SWITCH KNOB	1502379C1	485, 485XL, 585, 585XL, 685, 685XL, 785, 785XL, 885, 885XL
EM7249		BRAKE LIGHT SWITCH		JX70U, JX80U, JX90U, JX100U, JX1070U, JX1080U, JX1090U, JX1100U, MXM120, MXM130, MXM140, MXU100, MXU110, MXU115, MXU125, MXU130
EM8490		SAFETY SWITCH	3072122R94	354, 374, 384, 444, 454, 474, 475, 484, 485, 485XL, 495, 495XL, 574, 584, 585, 585XL, 595, 595XL, 684, 685, 685XL, 695, 695XL, 784, 785, 785XL, 795, 884, 885, 885XL, 895, 895XL, 995XL, 3210, 3220, 3230, 4210, 4220, 4230, 4240

PART NUMBER	IMAGE	DESCRIPTIONS	CASE IH	MODELS
EM9324		INDICATOR UNIT	1536092C1, 1964535C2, 1987397C2, 3118909R2, 3142068R5	384, 385, 395, 395XL, 484, 485, 485XL, 495, 495XL, 540, 584, 585, 585XL, 595, 595XL, 640, 684, 685, 685XL, 695, 695XL, 740, 743, 743XL, 745, 745XL, 784, 785, 785XL, 795, 840, 844, 844XL, 845, 845XL, 856, 856XL, 884, 885, 885XL, 895, 895XL, 955, 955XL, 956, 956XL, 995XL, 1055, 1055XL, 1056, 1255, 1255XL, 1455, 1455XL, 3210, 3220, 3230, 4210, 4220, 4230, 4240, 5120, 5130, 5140, 5150, 7110, 7120, 7130, 7140, 7210, 7220, 7230, 7240, 7250, AVJ55, AVJ60, AVJ70, CS48, CS52, CS58, CS63, CS68, CS75, CX50, CX60, CX70, CX80, CX90, CX100, MX100, MX110, MX120, MX135, MX150, MX170, VJ60, VJ70, VJ80
EM2903		IGNITION KEY	K920929, K962338	385, 395, 395XL, 454, 474, 475, 484, 485, 485XL, 495, 574, 580F, 580G, 584, 585, 585XL, 595, 595XL, 674, 684, 685, 685XL, 695, 695XL, 784, 785, 785XL, 795, 884, 885, 885XL, 895, 895XL, 3210, 3220, 3230, 4210, 4220, 4230, 4240
EM2631		IGNITION KEY	K920929, K962338	385, 395, 395XL, 454, 474, 475, 484, 485, 485XL, 495, 574, 580F, 580G, 584, 585, 585XL, 595, 595XL, 674, 684, 685, 685XL, 695, 695XL, 784, 785, 785XL, 795, 884, 885, 885XL, 895, 895XL, 3210, 3220, 3230, 4210, 4220, 4230, 4240
EM8941		GLOW PLUG	1273118C1	234, 235, 244, 245, 254, 255, 265, B275
EM5097		GLOW PLUG	710348R1	354, 374, 384, 444, B250, B275, B414, BD276, BD434, BD3434
EM1807		PRE HEATER RESISTOR	3042230R91	354, 374, 384, 444, B275, B414, BD276, BD434, BD3434

PART NUMBER	IMAGE	DESCRIPTIONS	CASE IH	MODELS
EM1807E		PRE HEATER RESISTOR ECONOMY	3042230R91	354, 374, 384, 444, B275, B414, BD276, BD434, BD3434
EM9018		CONTROL BOX BULLET CONNECTOR	708969R92	BD3434
EM7232		REGULATOR	3116087R2, 3116087R91	374, 384, 444, 454, 474, 475, 484, 485, 485XL, 574, 584, 585, 585XL, 674, 684, 685, 685XL, 784, 785, 785XL, 884, 885, 885XL
EM7671		HORN 12V 88mm DIAMETER	3063016R91, 3113078R91	354, 374, 444, 454, 474, 475, 574, 674, B275, B414, BD276, BD434, BD3434
EM6729		CONDENSER	702352R91	B250, B275, B414
EM6273		ROTOR ARM	3047514R1	B250, B275, B414
EM6728		CONTACT SET EARLY DISTRIBUTOR	702326R91	B250, B275, B414

PART NUMBER	IMAGE	DESCRIPTIONS	CASE IH	MODELS
LIGHTS & BULBS				
EM5726		HEAD LIGHT LH BULB EM7054		B250, B275, B414, B444
EM5727		HEAD LIGHT RH BULB EM7054		B250, B275, B414, B444
EM5125		HEAD LIGHT LH/RH 4 1/2" DIAMETER	3072947R91	354, 374, 384, 385, 444, 454, 474, 475, 484, 485, 485XL, 574, 584, 585, 585XL, 674, 684, 685, 685XL, 784, 785, 785XL, 884, 885, 885XL, BD276, BD434
EM7963		HEAD LIGHT LH/RH 5 3/4" DIAMETER	5964600	485, 485XL, 585, 585XL, 685, 685XL, 784, 785, 785XL, 884, 885, 885XL
EM9044		HEAD LIGHT LH/RH RH DIP	5120073	AVJ55, AVJ60, AVJ70, VJ60, VJ70, VJ80
EM7962		HEAD LIGHT MOUNT	3121657R1	485XL, 585XL, 685, 685XL, 784, 785, 785XL, 884, 885, 885XL
EM9004		FRONT LIGHT RH	224621A2	JX55, JX60, JX65
EM5276		SIDE LIGHT LH/RH		B250, B275, B414, B444


PART NUMBER	IMAGE	DESCRIPTIONS	CASE IH	MODELS
EM7841		SIDE MOUNTED LIGHT MARKER	3123175R91, 533572R92	395, 395XL, 454, 474, 475, 484, 485, 485XL, 495, 495XL, 574, 584, 585, 585XL, 595, 595XL, 674, 684, 685, 685XL, 695, 695XL, 784, 785, 785XL, 795, 884, 885, 885XL, 895, 895XL, 3210, 3220, 3230, 4210, 4220, 4230, 4240
EM7054		BULB 12V 45/50 WATT P45T		FITS HEADLAMPS EM5726 & EM5727

PART NUMBER	IMAGE	DESCRIPTIONS	CASE IH	MODELS
STARTER MOTORS				
EM1117		STARTER MOTOR 12V - 2.8KW 3 BOLT FIXING 340mm LENGTH 10 TEETH	189330A5, 230428A1, 230428A3, 27508, 529965R93, 537140R92	238, 248, 258, 268, 288, 385, 395, 395XL, 454, 474, 484, 485, 485XL, 495, 495XL, 574, 584, 585, 585XL, 595, 595XL, 674, 684, 685, 685XL, 695, 695XL, 784, 785, 785XL, 795, 884, 885, 885XL, 895, 895XL, 995XL, 3210, 3220, 3230, 4210, 4220, 4230, 4240
EM7558		STARTER MOTOR PUSH BUTTON 3 BOLT FIXING 340mm LENGTH 11 TEETH	704447R94	354, B250, B414
EM1118		STARTER MOTOR 12V - 2.2KW 3 BOLT FIXING 300mm LENGTH 10 TEETH	27420, 3046890R93, 3046890R98	374, 384, 444, B275, B414, BD276, BD434, BD3434
EM6526		STARTER MOTOR 12V - 3.1KW 3 BOLT FIXING 345mm LENGTH 9 TEETH	3228193R91	523, 553, 554, 624, 644, 654, 724, 744, 745, 745XL, 824, 844, 844XL, 845, 845XL, 856, 856XL, 946, 955, 955XL, 956, 956XL, 1046, 1055, 1055XL, 1056, 1246, 1255, 1255XL, 1455, 1455XL
EM427		STARTER MOTOR 12V - 2.8KW 3 BOLT FIXING 300mm LENGTH 10 TEETH		580, 580G
EM6649		STARTER MOTOR 12V - 3.0KW 3 BOLT FIXING 320mm LENGTH 9 TEETH		AVJ70, JX70, JX70U, JX75, JX80, JX85, JX90, JX95, JX100, JX100U, JX1095, VJ70, VJ80
EM645		STARTER MOTOR 12V 3 BOLT FIXING 300mm LENGTH 10 TEETH		CX70, CX80, CX90, CX100
EM6647		STARTER MOTOR 12V - 3.1KW 3 BOLT FIXING 315mm LENGTH 10 TEETH		CX70, CX80, CX90, CX100


PART NUMBER	IMAGE	DESCRIPTIONS	CASE IH	MODELS
EM9039		STARTER MOTOR 12V - 3.0KW 3 BOLT FIXING 10 TEETH	82021372	MXM120, MXM130, MXM135, MXM140, MXM150, MXM155, MXM165, MXM175, MXM180, MXM190
EM6917		SOLENOID	3111040R91, K963825	354, 374, 384, 444, B275, BD276, BD414, BD434, BD3434
EM1726		SOLENOID	3206518R2	475
EM948		SOLENOID		580, 580G, CX70, CX80, CX90, CX100
EM949		ARMATURE		580, 580G, CX70, CX80, CX90, CX100
EM2827		STARTER DRIVE ASSY	3212070R1	475
EM3204		BRUSH SET	3118371R91, K964218	385, 395, 395XL, 454, 474, 475, 484, 485, 485XL, 495, 495XL, 574, 584, 585, 585XL, 595, 595XL, 674, 685, 685XL, 695, 695XL, 784, 785, 785XL, 795, 884, 885, 885XL, 895, 895XL, 995XL, 3210, 3220, 3230, 4210, 4220, 4230, 4240

PART NUMBER	IMAGE	DESCRIPTIONS	CASE IH	MODELS
ALTERNATORS				
EM430		DYNAMO 11 AMP	3049871R91	354, 444, B250, B275, B414, BD276, BD434
EM426		DYNAMO 22 AMP	3109419R91	444
EM7205		ALTERNATOR 14V 45 AMP	245531C91, 3125132R92, 3129851R91, 92293C1, K306549	238, 248, 258, 268, 288, 374, 384, 385, 395, 395XL, 444, 454, 474, 484, 485, 485XL, 495, 495XL, 574, 584, 585, 585XL, 595, 595XL, 674, 684, 685, 685XL, 695, 695XL, 784, 785, 785XL, 795, 884, 885, 885XL, 895, 895XL, 3210, 3220, 3230, 4210, 4220, 4230, 4240
EM9246		ALTERNATOR 14V 70 AMP	92281C1	385, 395, 395XL, 485, 485XL, 495, 495XL, 585, 585XL, 595, 595XL, 685, 685XL, 695, 695XL, 785, 785XL, 795, 885, 885XL, 895, 895XL, 995XL, 3210, 3220, 3230, 4210, 4220, 4230, 4240
EM7757		ALTERNATOR 14V 45 AMP	3116676R91	475
EM6849		ALTERNATOR 14V 32 AMP		580CKB


PART NUMBER	IMAGE	DESCRIPTIONS	CASE IH	MODELS
DRUM BRAKES				
EM1813		BRAKE ACTUATOR 6 1/2" DIAMETER	3067135R92	276, 424, 434, 444, 2424, 3434, B275, B414
EM110		BRAKE ACTUATOR 9" DIAMETER	K945753	580F, 580G
EM6513		ACTUATOR BALL BEARING 7/8" BAG OF 10		580F, 580G
EM053		BRAKE ACTUATOR SPRING	K963644	580F, 580G
EM7649		BRAKE LINING KIT 6 1/2" DIAMETER	3010152R92, 3040152R92, 3134667R2	238, 323, 353, 354, 374, 383, 384, 423, 433, 444, 533, 633, 633E, 633V, 733, 733E, 833, 833E, B275, B414, BD276, BD434, BD3434
EM7843		BRAKE LINING KIT 5 1/2" DIAMETER	751761R92, 1975458C2	323, 353, 383, 423, 523, B275, B414
EM423		BRAKE LINING KIT 7" DIAMETER		533, 540, 553, 624, 633, 640, 724, 733, 740, 824, 833, 840, 940
EM5760		REAR BRAKE SEAL	K13353	580F, 580G
EM5350		BRAKE BAND	1971050C1, 401992R3	248, 258, 268, 385, 395, 454, 474, 475, 484, 485, 485XL, 495, 574, 584, 585, 585XL, 595, 674, 684, 685, 685XL, 695, 784, 785, 785XL, 884, 885, 885XL, 995






PART NUMBER	IMAGE	DESCRIPTIONS	CASE IH	MODELS
DRY BRAKES				
EM3866		INTERMEDIATE DISC	399736R3	238, 248, 258, 268, 288, 385, 395, 395XL, 454, 474, 475, 484, 485, 485XL, 495, 495XL, 574, 584, 585, 585XL, 595, 595XL, 674, 684, 685, 685XL, 695, 695XL, 784, 785, 785XL, 795, 795XL, 884, 885, 885XL, 895, 895XL, 995, 995XL, 3210, 3220, 3230, 4210, 4220, 4230, 4240, C50, C60, C70, C80, C90, CX50, CX60, CX70, CX80, CX90, CX100
EM6244		INTERMEDIATE DISC	3220455R2	955, 955XL, 956, 956XL, 1055, 1055XL, 1056, 1056XL
EM8518		INTERMEDIATE DISC	5119327	AVJ55, AVJ60, AVJ70, JX55, JX60, JX65, JX70, JX75, JX85, JX90, JX95, VJ60, VJ70, VJ80
EM1649		BRAKE DISC 15 SPLINE	114622C1, 114622C2	238, 248, 258, 268, 288, 385, 395, 395XL, 454, 474, 475, 484, 485, 485XL, 495, 495XL, 574, 584, 585, 585XL, 595, 595XL, 674, 684, 685, 685XL, 695, 695XL, 784, 785, 785XL, 795, 795XL, 884, 885, 885XL, 895, 895XL, 995, 995XL, 3210, 3220, 3230, 4210, 4220, 4230, 4240, C50, C60, C70, C80, C90, CX50, CX60, CX70, CX80, CX90, CX100
EM1443		BRAKE DISC 23 SPLINE	K945754, K963646	580F, 580G
EM1975		BRAKE DISC 10 SPLINE	3145546R91, 3145546R92	644, 743, 743XL, 744, 745, 745S, 745XL, 844, 844S, 844XL, 845, 845XL, 856, 856XL
EM1650		BRAKE DISC 10 SPLINE	3220450R94	955, 955XL, 956, 956XL, 1055, 1055XL, 1056, 1056XL


PART NUMBER	IMAGE	DESCRIPTIONS	CASE IH	MODELS
EM8068		BRAKE DISC 22 SPLINE	5159830	AVJ55, AVJ60, AVJ70, JX55, JX60, JX65, JX70, JX75, JX80, JX85, JX90, JX95, VJ60, VJ70, VJ80
EM6243		BRAKE PISTON	3402717R2	955, 955XL, 956, 956XL, 1055, 1055XL, 1056, 1056XL
EM7804		BRAKE PISTON O RING	3230853R1, 3230854R1	743, 743XL, 744, 745, 745S, 745XL, 844, 844S, 844XL, 845, 845XL, 856, 856XL, 955, 955XL, 956, 956XL, 1055, 1055XL, 1056
EM3607		BRAKE DISC	1975464C2, 3064170R91, 3064170R92	238, 354, 374, 384, 444, B275, B414, BD276, BD434, BD3434
EM7805		BRAKE SEAL	3402794R1	955, 955XL, 956, 956XL, 1055, 1055XL, 1056, 1056XL
EM6055		HAND BRAKE ROD BOOT	3064173R1	354, 374, 384, 444, B275, B414, BD276, BD434

PART NUMBER	IMAGE	DESCRIPTIONS	CASE IH	MODELS
BRAKE CABLES				
<p>EM4101</p>		<p>HAND BRAKE CABLE 415mm</p>	<p>3129788R2</p>	<p>484, 485, 485XL, 574, 584, 585, 585XL, 674, 684, 685, 685XL, 784, 785, 785XL, 884, 885, 885XL</p>

PART NUMBER	IMAGE	DESCRIPTIONS	CASE IH	MODELS
BRAKE PEDAL				
EMB5931		BRAKE PEDAL CROSS SHAFT BUSH	3061206R1	374, 444, B275, B276, B414, B434
EM6179		BRAKE PEDAL SPRING	3064186R2	354, 374, 384, 444, B275, B414, BD276, BD434, BD3434
EM8763		CLUTCH ROD PIN	5111594	JX55, JX60, JX65, JX70, JX70U, JX75, JX80, JX80U, JX85, JX90, JX90U, JX95, JX100U, JX1060C, JX1070C, JX1070N, JX1070U, JX1075C, JX1075N, JX1080U, JX1085C, JX1090U, JX1095C, JX1095N, JX1100U, VJ70, VJ80










PART NUMBER	IMAGE	DESCRIPTIONS	CASE IH	MODELS
BRAKE MASTER CYLINDER				
EM7966		BRAKE MASTER CYLINDER	1287843C91, 1287843C92	238, 248, 258, 268, 288, 385, 395, 485, 495, 585, 595, 685, 695, 785, 795, 885, 895, 995, 3210, 3220, 3230, 4210, 4220, 4230, 4240, C50, C60, C70, C80, C90






PART NUMBER	IMAGE	DESCRIPTIONS	CASE IH	MODELS
BRAKE CYLINDER KITS				
EM6980		BRAKE MASTER CYLINDER SEAL KIT	1288228C1	238, 248, 258, 268, 288, 385, 395, 485, 485XL, 495, 585, 595, 685, 685XL, 695, 785, 785XL, 795, 885, 895, 995, 3210, 3220, 3230, 4210, 4220, 4230, 4240, C50, C60, C70, C80, C90
EM6861		BRAKE MASTER CYLINDER SEAL KIT	1288229C1	238, 248, 258, 268, 288, 395, 485XL, 495, 495XL, 585, 585XL, 595, 595XL, 685, 685XL, 695, 743XL, 745XL, 785XL, 795, 795XL, 844XL, 845XL, 856XL, 885, 885XL, 895, 895XL, 995, 995XL, 3210, 3220, 3230, 4210, 4220, 4230, 4240, 5120, 5130, 5140, 5150, 5220, 5230, 5240, 5250, CX50, CX60, CX70, CX80, CX90, CX100, MX80C, MX90C, MX100, MX100C, MX110, MX120, MX135
EM7496		BRAKE MASTER CYLINDER SEAL KIT	3125824R1	248, 258, 268, 385, 454, 474, 475, 484, 485, 574, 584, 585, 674, 684, 685, 784, 785, 884, 885
EM6713		BRAKE MASTER CYLINDER SEAL KIT		485XL, 495XL, 585, 585XL, 595XL, 685, 685XL, 695XL, 743XL, 745XL, 785XL, 795XL, 844XL, 845XL, 856XL, 885, 885XL, 895, 895XL, 955, 956, 995, 995XL, 1055, 1056, 3210, 3220, 3230, 4210, 4220, 4230, 4240, 5120, 5130, 5140, 5150, 5220, 5230, 5240, 5250, CX50, CX60, CX70, CX80, CX90, CX100, MX80C, MX90C, MX100, MX100C, MX110, MX120, MX135
EM6714		BRAKE MASTER CYLINDER SEAL KIT		CX50, CX60, CX70, CX80, CX90, CX100

PART NUMBER	IMAGE	DESCRIPTIONS	CASE IH	MODELS
REAR DIFFERENTIAL				
EM9031	NO IMAGE	DIFFERENTIAL PLATE WASHER	1966156C1	395, 495, 595, 695, 795, 895, 3210, 3220, 3230, 4210, 4220, 4230, 4240, 5120, 5130, 5140, 5150, C50, C60, C70, C80, C100, CX50, CX60, CX70, CX80, CX100, MX80C, MX90C, MX100C
EM8765		DIFFERENTIAL PINION THRUST WASHER	4987975	AVJ55, AVJ60, AVJ70, JX55, JX60, JX65, JX70, JX75, JX80, JX85, JX90, JX95, MXM120, MXM130, MXM135, MXM140, MXU100, MXU110, MXU115, MXU125, MXU135, VJ60, VJ70, VJ80

PART NUMBER	IMAGE	DESCRIPTIONS	CASE IH	MODELS
REAR AXLE HOUSING				
EM5604		HALFSHAFT SEAL	105471C1	268, 288, 395, 395XL, 474, 475, 495, 495XL, 574, 584, 585, 585XL, 595, 595XL, 674, 684, 685, 685XL, 695, 695XL, 784, 785, 785XL, 795, 884, 885, 885XL, 895, 895XL, 995XL, 4210, 4220, 4230, 4240, CX70, CX80, CX90, CX100
EM6300		HALFSHAFT FELT SEAL	703915R1	354, 374, 384, 444, B275, B414, BD276, BD434, BD3434
EM7773		HALFSHAFT SEAL	3220032R91, 3220032R92	955, 955XL, 956, 956XL, 1055, 1055XL, 1056
EM7808		REAR AXLE SLEEVE	399796R1	268, 288, 395, 395XL, 474, 475, 495, 495XL, 574, 584, 585, 585XL, 595, 595XL, 674, 684, 685, 685XL, 695, 695XL, 784, 785, 785XL, 795, 884, 885, 885XL, 895, 895XL, 995XL, 4210, 4220, 4230, 4240, CX70, CX80, CX90, CX100
EM7870		HALFSHAFT OUTER BEARING	3114947R91, 31149528H, ST219A	323, 353, 354, 374, 383, 384, 423, 433, 440, 444, 533, 540, 633, 640, 733, 740, 833, 840, 940, B275, B414, BD276, BD434, BD3434
EM7872		HALFSHAFT OUTER BEARING	3146254R91, 712794R91	523, 533, 624, 644, 654, 724, 743, 743XL, 744, 745, 745XL, 824, 844, 844S, 844XL, 845, 845XL, 856, 856XL, 955, 955XL, 956, 956XL, 1055, 1055XL, 1056
EM7774		HALFSHAFT OUTER BEARING	3220034R93, K965319	955, 955XL, 956, 956XL, 1055, 1055XL, 1056
EM7807		REAR AXLE HOUSING GASKET	399762R4, 399762R5	238, 248, 258, 268, 288, 385, 454, 474, 475, 484, 485, 485XL, 574, 584, 585, 585XL, 674, 684, 685, 685XL, 784, 785, 785XL, 884, 885, 885XL

PART NUMBER	IMAGE	DESCRIPTIONS	CASE IH	MODELS
EM9304	NO IMAGE	HALFSHAFT RETAINER GASKET	711197R1, 711197R2	238, 276, 323, 353, 354, 364, 374, 383, 384, 423, 433, 434, 440, 444, 453, 533, 540, 633, 640, 733, 740, 833, 840, 940, 2300, 2350, B275, B414
EM7816		REAR AXLE SEAL	399798R91, 530102R91	238, 248, 258, 268, 288, 395, 395XL, 474, 475, 495, 495XL, 574, 584, 585, 585XL, 595, 595XL, 674, 684, 685, 685XL, 695, 695XL, 784, 785, 785XL, 795, 884, 885, 885XL, 895, 895XL, 995XL, 4210, 4220, 4230, 4240, CX70, CX80, CX90, CX100
EM6299		REAR AXLE SEAL	306987R91, 3069987R1	354, 374, 384, 444, B275, B414, BD276, BD434, BD3434
EM8095		HALFSHAFT INNER BEARING	972467R91, ST2175, ST981	238, 248, 258, 268, 288, 395, 395XL, 474, 475, 495, 495XL, 574, 584, 585, 585XL, 595, 595XL, 674, 684, 685, 685XL, 695, 695XL, 784, 785, 785XL, 795, 884, 885, 885XL, 895, 895XL, 995XL, 4210, 4220, 4230, 4240, CX70, CX80, CX90, CX100
EM7869		HALFSHAFT INNER BEARING	3114946R91, ST269A	323, 354, B275, BD276
EM7871		HALFSHAFT INNER BEARING	1964142C1, 85661H, ST273A	523, 553, 624, 644, 654, 724, 743, 743XL, 744, 745, 745XL, 824, 844, 844S, 844XL, 845, 845XL, 856, 856XL

PART NUMBER	IMAGE	DESCRIPTIONS	CASE IH	MODELS
CLUTCHES				
EMCK800		CLUTCH KIT SPLIT TORQUE 11" 10 SPLINE 6 PADDLE		385, 395, 454, 474, 475, 484, 485, 495, 574, 584, 585, 595, 674, 684, 685, 695, 784, 785, 795, 884, 895
EM7909		DUAL CLUTCH ASSEMBLY 9/11" CONTAINS PTO PLATE	1539022C1, 3047747R93	374, 384, 444, BD414, BD434
EM7908		DUAL CLUTCH ASSEMBLY 9/11" CONTAINS PTO PLATE	1539021C1, 709638R95	B250, B275, B276, B354
EM6463		SINGLE CLUTCH ASSEMBLY 10"	705525R91	B250, B270
EM9148		SINGLE CLUTCH ASSEMBLY 11"	3046528R91, 3048528R91	364, 374, 384, 434, 444, B414
EM7152		SPLIT TORQUE CLUTCH ASSEMBLY 11"	1500655C91, 92602C91, 92602C92	385, 395, 395XL, 454, 474, 475, 484, 485, 485XL, 495, 495XL, 574, 584, 585, 585XL, 595, 595XL, 674, 684, 685, 685XL, 695, 695XL, 784, 785, 785XL, 795, 884, 895, 895XL
EM7153		SINGLE CLUTCH ASSEMBLY 12" ROCKFORD COVER	85025C1, 85025C2	288, 385, 395, 395XL, 454, 474, 475, 484, 485, 485XL, 495, 495XL, 574, 674, 685, 685XL, 695, 695XL, 784, 785XL, 795XL, 884, 885XL, 895XL, 995, 3210, 3220, 3230, 4210, 4220, 4230, 4240
EM3619		MAIN CLUTCH PLATE 10" 10 SPLINE		B250, B270
EM7910		MAIN CLUTCH PLATE 11" 10 SPLINE	1002338C1, 1539025C1, 3048529R91, 3108790R91	364, 374, 384, 434, 444

PART NUMBER	IMAGE	DESCRIPTIONS	CASE IH	MODELS
EM8519		MAIN CLUTCH PLATE 11" 10 SPLINE	1002338C2	385, 395, 454, 474, 475, 484, 485, 495, 574, 584, 595, 674, 684, 685, 695, 784, 785, 795, 884, 895
EM7151		MAIN CLUTCH PLATE 11" 10 SPLINE 6 PADDLE	3121507R93, 3121507R94, 293248A1	574, 674, 684, 685, 685XL, 784, 884
EM7438		MAIN CLUTCH PLATE 11" 10 SPLINE 8 PADDLE	3129834R1, 3129834R2	684, 784, 785, 785XL, 884, 885, 885XL
EM7150		MAIN CLUTCH PLATE 12" 10 SPLINE 6 PADDLE	85026C1, 85026C3	288, 385, 395, 395XL, 454, 474, 475, 484, 485, 485XL, 495, 495XL, 574, 674, 685, 685XL, 695, 695XL, 784, 785XL, 795XL, 3210, 3220, 3230, 4210, 4220, 4230, 4240
EM437		PTO CLUTCH PLATE 9" 10 SPLINE		374, 384, 444, B250, B275, B276, B354, BD414, BD434







PART NUMBER	IMAGE	DESCRIPTIONS	CASE IH	MODELS
CLUTCH COMPONENTS				
EM9077		CLUTCH RELEASE BEARING ASSY	47134440	MXU100, MXU110, MXU115
EM5631		CLUTCH RELEASE BEARING CARRIER	1970934C1, 1970934C2	238, 248, 258, 268, 288, 395, 485, 495, 585, 595, 685, 695, 785, 795, 885, 895, 995XL, 3210, 3220, 3230, 4210, 4220, 4230, 4240
EM8876		CLUTCH RELEASE BEARING CARRIER	705542R91	374, 384, B275, B414
EM4554		CLUTCH RELEASE BEARING	85104C91, 85104C92	238, 248, 258, 268, 288, 385, 395, 395XL, 454, 475, 484, 485, 485XL, 495, 495XL, 574, 584, 585, 585XL, 595, 595XL, 684, 685, 685XL, 695, 695XL, 784, 785, 785XL, 795, 884, 885, 885XL, 895, 895XL, 995XL, 3210, 3220, 3230, 4210, 4220, 4230, 4240
EM7404		CLUTCH RELEASE BEARING	3070635R91	374, 384, 414, 434, 444, B250, B275, B276
EM4557		CLUTCH RELEASE BEARING	3147877R91	523, 553, 554, 624, 644, 654, 724, 743, 743XL, 744, 745XL, 824, 824S, 844, 844S, 844XL, 845XL, 856, 856XL, 946, 955, 955XL, 956, 956XL, 995, 995XL, 1046, 1055, 1055XL, 1056, 1056XL, 1246, 1255XL, 1455XL
EM3616		CLUTCH RELEASE BEARING	3142860R91, 3142880R91, 3146056R91, 3146057R91	523, 553, 554, 624, 644, 654, 724, 743, 743XL, 744, 745XL, 824, 824S, 844, 844S, 844XL, 845XL, 856, 856XL, 946, 955, 955XL, 956, 956XL, 995, 995XL, 1046, 1055, 1055XL, 1056, 1056XL, 1246, 1255XL, 1455XL
EM9213		CLUTCH RELEASE BEARING WASHER	1970876C3	395, 395XL, 495, 495XL, 595, 595XL, 695, 695XL, 795, 895, 895XL, 3210, 3220, 3230, 4210, 4220, 4230, 4240





PART NUMBER	IMAGE	DESCRIPTIONS	CASE IH	MODELS
EM3617		PILOT BEARING	537290R91, 69844C91	238, 248, 258, 268, 288, 385, 395, 395XL, 454, 475, 484, 485, 485XL, 495, 495XL, 574, 584, 585, 585XL, 595, 595XL, 684, 685, 685XL, 695, 695XL, 784, 785, 785XL, 795, 884, 885, 885XL, 895, 895XL, 946, 995XL, 1046, 1055, 1055XL, 1056, 1056XL, 3210, 3220, 3230, 4210, 4220, 4230, 4240
EM7701		CLUTCH MASTER CYLINDER SEAL KIT		248, 258, 268, 385, 454, 474, 475, 484, 485, 574, 584, 585, 674, 684, 685, 784, 785, 884, 885
EM6073		CLUTCH MASTER CYLINDER REPAIR KIT		MXU100, MXU115







PART NUMBER	IMAGE	DESCRIPTIONS	CASE IH	MODELS
GEARBOX				
EM6184		TRANSMISSION TOP COVER GASKET	703969R2, 65092C2	B250, B275, B414
EM8787		DRIVE SHAFT	5127958	JX60, JX65, JX70, JX75, JX80, JX85, JX90, VJ60, VJ70, VJ80
EM8778		DRIVE SHAFT BEARING	5125376	JX55, JX60, JX65, JX70, JX75, JX80, JX85, JX90, JX95, VJ60, VJ70, VJ80
EM8788		DRIVE SHAFT BEARING	5126458	JX55, JX60, JX65, JX70, JX75, JX80, JX85, JX90, VJ60, VJ70, VJ80
EM8785		SYNCHRONIZER GEAR	5138221	AVJ55, AVJ60, AVJ70, JX55, JX60, JX65, JX70, JX75, JX80, JX85, JX90, JX95, VJ60, VJ70, VJ80
EM8781		SYNCHRONIZER RING	5138210	AVJ55, AVJ60, AVJ70, JX55, JX60, JX65, JX70, JX75, JX80, JX85, JX90, JX95, VJ60, VJ70, VJ80
EM9449		SYNCHRONIZER GEAR SPRING CLIP	5111457	AVJ55, AVJ60, AVJ70, JX55, JX60, JX65, JX70, JX75, JX80, JX85, JX90, JX95, VJ60, VJ70, VJ80
EM8782		SYNCHRONIZER CUP	5153938	AVJ55, AVJ60, AVJ70, JX55, JX60, JX65, JX70, JX75, JX80, JX85, JX90, JX95, VJ60, VJ70, VJ80
EM8784		GEAR	5095364	JX55, JX60, JX65, JX70, JX75, JX80, JX85, JX90, VJ60, VJ70, VJ80







PART NUMBER	IMAGE	DESCRIPTIONS	CASE IH	MODELS
EM8786		DRIVE GEAR	5123983	JX55, JX60, JX65, JX70, JX75, JX80, JX85, JX90, VJ60, VJ70, VJ80
EM8793	NO IMAGE	SYNCHRONIZER GEAR BUSH	5101537	AVJ55, AVJ60, AVJ70, JX55, JX60, JX65, JX70, JX75, JX80, JX85, JX90, JX95, VJ60, VJ70, VJ80
EM8769		MAIN INPUT SHAFT	5161816	JX55, JX60, JX65, JX70, JX75, JX80, JX85, JX90, JX95, VJ70, VJ80
EM8058		INPUT SHAFT BUSH	4950081	JX55, JX60, JX65, JX70, JX75, JX80, JX85, JX90, VJ60, VJ70, VJ80
EM8059		INPUT SHAFT SEAL	4985295	JX55, JX60, JX65, JX70, JX75, JX80, JX85, JX90, VJ60, VJ70, VJ80
EM8770		IDLER GEAR	5164583	JX55, JX60, JX65, JX70, JX75, JX80, JX85, JX90, JX95, VJ70, VJ80
EM8779		DRIVE GEAR	5123982	JX55, JX60, JX65, JX70, JX75, JX80, JX85, JX90, JX95, VJ60, VJ70, VJ80
EM8780		DRIVE GEAR	5118912	JX55, JX60, JX65, JX70, JX75, JX80, JX85, JX90, JX95, VJ70, VJ80
EM8791		REVERSE GEAR PIN	5153087	JX55, JX60, JX65, JX70, JX75, JX80, JX85, JX90, VJ60, VJ70, VJ80










PART NUMBER	IMAGE	DESCRIPTIONS	CASE IH	MODELS
EM8794		REVERSE GEAR BEARING	20715580	JX55, JX60, JX65, JX70, JX75, JX80, JX85, JX90, VJ60, VJ70, VJ80
EM8792		REVERSE GEAR CIRCLIP	5117075	JX55, JX60, JX65, JX70, JX75, JX80, JX85, JX90, VJ60, VJ70, VJ80
EM8773		IDLER GEAR	5125011	JX55, JX60, JX65, JX70, JX75, JX80, JX85, JX90, JX95, VJ70, VJ80
EM8783		IDLER GEAR CIRCLIP	5137228	JX55, JX60, JX65, JX70, JX80, JX85, JX90, JX95, VJ70, VJ80
EM8772		TRANSMISSION COUPLING	5125880	JX55, JX60, JX65, JX70, JX75, JX80, JX85, JX90, JX95, VJ70, VJ80
EM8777		TRANSMISSION BEARING	5125824	AVJ55, AVJ60, AVJ70, JX55, JX60, JX65, JX70, JX75, JX80, JX85, JX90, JX95, VJ60
EM8776		INPUT SHAFT HOUSING	5128071	JX55, JX60, JX65, JX70, JX75, JX80, JX85, JX90, JX95, VJ60, VJ70, VJ80
EM8760		PTO OUTPUT SHAFT	04983661	JX55, JX60, JX65, JX70, JX75, JX80, JX85, JX90, JX95, JX1060C, JX1070, JX1075, JX1080U, JX1085C, JX1090U, JX1095, MXM135, MXM150, MXM165, MXM180, VJ60, VJ70, VJ80




PART NUMBER	IMAGE	DESCRIPTIONS	CASE IH	MODELS
SELECTORS				
EM8621		GEAR KNOB	3121549R1, 53717DA	276, 323, 353, 383, 423, 433, 434, 440, 444, 454, 474, 475, 484, 533, 540, 553, 574, 584, 624, 633, 640, 644, 674, 684, 724, 733, 740, 743, 743XL, 744, 745, 745XL, 784, 824, 833, 840, 844, 844XL, 845, 845XL, 884, 940, 946, 1046, 1246, B275
EM2184		GEAR LEVER RUBBER BOOT	K929631	580F, 580G
EM8803		GEAR LEVER SPRING	4994342	JX55, JX60, JX65, JX70, JX75, JX80, JX85, JX90, JX95, MXM120, MXM130, MXM140, MXM150, MXM155, MXM165, MXM175, MXM180, MXM190, VJ60, VJ70, VJ80
EM8768		SELECTOR FORK	5143463	JX55, JX60, JX65, JX70, JX75, JX80, JX85, JX90, JX95, VJ70, VJ80
EM8789		SELECTOR FORK 1ST-2ND	5127387	JX55, JX60, JX65, JX70, JX75, JX80, JX85, JX90, VJ60, VJ70, VJ80
EM8790		SELECTOR FORK 3RD-4TH	5174202	JX55, JX60, JX65, JX70, JX75, JX80, JX85, JX90, VJ70, VJ80



PART NUMBER	IMAGE	DESCRIPTIONS	CASE IH	MODELS
PTO SHAFTS				
EM8816		PTO OUTPUT SHAFT	1500087C1	238, 248, 258, 268, 288, 385, 395, 395XL, 454, 474, 475, 484, 485, 485XL, 495, 495XL, 574, 584, 585, 585XL, 595, 595XL, 674, 684, 685, 685XL, 695, 695XL, 784, 785, 785XL, 795, 884, 885, 885XL, 895, 895XL, 995XL, 3210, 3220, 3230, 4210, 4220, 4230, 4240
EM5545		PTO SHAFT	4959916	AVJ55, AVJ60, AVJ70
EM7827		PTO SHAFT SEAL	385766R91	238, 248, 258, 268, 288, 385, 395, 395XL, 454, 474, 475, 484, 485, 485XL, 495, 495XL, 574, 584, 585, 585XL, 595, 595XL, 674, 684, 685, 685XL, 695, 695XL, 784, 785, 785XL, 795, 884, 885, 885XL, 895, 895XL, 995XL, 3210, 3220, 3230, 4210, 4220, 4230, 4240, CX50, CX60, CX80, CX90, CX100
EM5729		REAR PTO SEAL	3065217R91, 708580R91	B250, B275, B414, B434
EM9313	NO IMAGE	PTO SHAFT COVER GASKET	703971R1, 703971R2	238, 276, 354, 364, 374, 384, 424, 434, 444, 2276, 2300, 2350, 2424, 2444, 3434, B275, B414
EM9314	NO IMAGE	PTO SHAFT BUSH	48594DA	230, 238, 240, 276, 323, 353, 354, 364, 374, 384, 423, 424, 434, 444, 453, 2300, 2350, 2424, 2444, 3434, B275, B414
EM9303	NO IMAGE	PTO LEVER GASKET	711312R1, 711312R2	276, 323, 353, 364, 374, 383, 423, 424, 433, 434, 440, 444, 453, 533, 540, 633, 640, 733, 740, 833, 840, 940, 2276, 2350, 2424, 2444, B275, B414
EM9312	NO IMAGE	PTO CAP	3041319R11	238, 276, 354, 384, 424, 434, 444, 2300, 2350, 2424, 2444, B275, B414

PART NUMBER	IMAGE	DESCRIPTIONS	CASE IH	MODELS
EM9311	NO IMAGE	PTO GUARD	704395R96	238, 276, 354, 364, 374, 384, 424, 434, 444, 2300, 2350, 2424, 2444, 3434, B414
EM7837		O RING 1/8 x 3 3/4"	238-5240, 355740R1	238, 248, 258, 268, 288, 385, 395, 395XL, 484, 485, 485XL, 495, 495XL, 584, 585, 585XL, 595, 595XL, 684, 685, 685XL, 695, 695XL, 784, 785, 785XL, 795, 884, 885, 885XL, 895, 895XL, 995XL, 3210, 3220, 3230, 4210, 4220, 4230, 4240
EM7763		IPTO SHAFT SEAL KIT	1277488C2	238, 248, 258, 268, 288, 385, 395, 395XL, 484, 485, 485XL, 495, 495XL, 584, 585, 585XL, 595, 595XL, 684, 685, 685XL, 695, 695XL, 784, 785, 785XL, 795, 884, 885, 885XL, 895, 895XL, 995XL
EM7829		PTO CLUTCH KIT	66193C91	385, 395, 395XL, 484, 485, 485XL, 495, 495XL, 584, 585, 585XL, 595, 595XL, 674, 684, 685, 685XL, 695, 695XL, 784, 785, 785XL, 795, 3210, 3220, 3230, 4210, 4220, 4230, 4240
EM7818		CLUTCH PLATE FRICTION	3125322R1, 3125322R2, 401716R2, 401716R3	385, 395, 395XL, 454, 474, 475, 484, 485, 485XL, 495, 495XL, 574, 584, 585, 585XL, 595, 595XL, 674, 684, 685, 685XL, 695, 695XL, 784, 785, 785XL, 795, 884, 885, 885XL, 895, 895XL, 995XL, 3210, 3220, 3230, 4210, 4220, 4230, 4240, CX50, CX60, CX70, CX80, CX90, CX100
EM7984		CLUTCH PLATE STEEL	3125147R1	395, 395XL, 495, 495XL, 595, 595XL, 685, 685XL, 695, 695XL, 785, 785XL, 795, 884, 885, 885XL, 895, 895XL, 995XL, 3210, 3220, 3230, 4210, 4220, 4230, 4240, CX50, CX60, CX70, CX80, CX90, CX100
EM7819		CLUTCH PLATE STEEL	401717R1	474, 475, 574

PART NUMBER	IMAGE	DESCRIPTIONS	CASE IH	MODELS
ENGINE KITS				
EMK300		ENGINE KIT CONTAINS: PISTONS, RINGS, LINERS, FULL GASKET SET WITH SEALS		(238, 374, 384, 414, 434, 444 TO 57678)
EMK310		ENGINE KIT CONTAINS: PISTONS, RINGS, LINERS, FULL GASKET SET WITH SEALS		(238, 374, 384, 414, 434, 444 FROM 57679), 3434
EMK340		ENGINE KIT CONTAINS: PISTONS, RINGS, LINERS, FULL GASKET SET WITH SEALS		354, B250, B275, BD276
EMK320		ENGINE KIT CONTAINS: PISTONS, RINGS, LINERS, FULL GASKET SET WITH SEALS		454 WITH ALFIN PISTON
EMK330		ENGINE KIT CONTAINS: PISTONS, RINGS, LINERS, FULL GASKET SET WITH SEALS		(454 WITH NON ALFIN PISTON), 484, 485, 495, 523, 633, 640, 3220
EMK510		ENGINE KIT CONTAINS: PISTONS, RINGS, LINERS, FULL GASKET SET WITH SEALS		474, 584, 585, 595, 624, 644, 645, 733, 740, 3230
EMK500		ENGINE KIT CONTAINS: PISTONS, RINGS, LINERS, FULL GASKET SET WITH SEALS		724, 743, 744, 745S, 574, 674, 684, 685, 695, 824, 833, 4210










PART NUMBER	IMAGE	DESCRIPTIONS	CASE IH	MODELS
EMK520		ENGINE KIT CONTAINS: PISTONS, RINGS, LINERS, FULL GASKET SET WITH SEALS		784, 785, 795, 4220
EMK530		ENGINE KIT CONTAINS: PISTONS, RINGS, LINERS, FULL GASKET SET WITH SEALS		856
EMK540		ENGINE KIT CONTAINS: PISTONS, RINGS, LINERS, FULL GASKET SET WITH SEALS		956, 1046, 1055, 1056
EM4155		CYLINDER KIT CONTAINS: PISTON, RINGS, LINER, LINER SEAL	3044479R94	(238, 374, 384, 414, 434, 444 TO 57678)
EM4156		CYLINDER KIT CONTAINS: PISTON, RINGS, LINER, LINER SEAL		(238, 374, 384, 414, 434, 444 FROM 57679), 3434
EMSA5000		CYLINDER KIT CONTAINS: PISTON, RINGS, LINER, LINER SEAL	3144446R91, 3218758R95	(238 D155 ENGINE), 353, 383, 385, 395, 423, 433, 440, 474, 533, 540, 584, 585, 595, 624, 644, 645, 733, 740, 946, 955, 3210, 3230
EMSA2207		CYLINDER KIT CONTAINS: PISTON, RINGS, LINER, LINER SEAL	3139591R96	(454 WITH ALFIN PISTON), 574, 674, 684, 685, 695, 724, 743, 744, 745S, 824, 833, 956, 1046, 1055, 1056, 4210
EMSA5030		CYLINDER KIT CONTAINS: PISTON, RINGS, LINER, LINER SEAL	3218759R95	(454 WITH NON ALFIN PISTON), 484, 485, 495, 523, 633, 640, 3220
EM2684		CYLINDER KIT CONTAINS: PISTON, RINGS, LINER, LINER SEAL	3218668R94	784, 785, 795, 4220





PART NUMBER	IMAGE	DESCRIPTIONS	CASE IH	MODELS
EMSA5040		CYLINDER KIT CONTAINS: PISTON, RINGS, LINER, LINER SEAL	3144516R97	856, 1246, 1255
EM2685		CYLINDER KIT CONTAINS: PISTON, RINGS, LINER, LINER SEAL	3218461R95, 3218667R92	884, 885, 895, 4230
EMSA5109		CYLINDER KIT CONTAINS: PISTON, RINGS, LINER, LINER SEAL	3218915R95	995, 1455, 4240

PART NUMBER	IMAGE	DESCRIPTIONS	CASE IH	MODELS
PISTONS				
EM2341		PISTON & RINGS C/W PIN & CLIPS	3218758R91	(238 D155 ENGINE), 258, 353, 383, 385, 395, 423, 433, 440, 474, 553, 540, 584, 585, 595, 624, 644, 645, 733, 740, 946, 955, 3210, 3230
EM2334		PISTON & RINGS C/W PIN & CLIPS	3044486R2	(238 BD154 ENGINE), 374, 384, 414, 434, 444, 3434
EM5029		PISTON & RINGS C/W PIN & CLIPS		248, (454 NON ALFIN PISTON), 484, 485, 495, 523, 633, 640, 3220
EM7165		PISTON C/W PIN & CLIPS		248, 484, 485, 485XL, 495, 495XL, 523, 553, 633, 640, 684, 724, 744, 824, 955, 955XL, 1046, 1055, 1055XL, 3230
EM8506		PISTON C/W PIN & CLIPS	87378369	250, 255, 280, 310, 330, STX280
EM2683		PISTON & RINGS C/W PIN & CLIPS		288, 844, 845, 884, 885, 895, 4230
EM2331		PISTON & RINGS C/W PIN & CLIPS	3048523R1, 704099R2, 751605R92	354, B250, B275, BD276
EM2344		PISTON & RINGS C/W PIN & CLIPS		(454 ALFIN PISTON), 574, 674, 684, 685, 695, 724, 743, 744, 745S, 824, 833, 956, 1046, 1055, 1056, 4210
EM246		PISTON C/W PIN & CLIPS	3118170R91	475






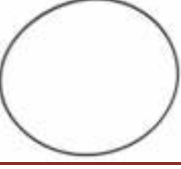
PART NUMBER	IMAGE	DESCRIPTIONS	CASE IH	MODELS
EM2092		PISTON & RINGS C/W PIN & CLIPS EM2092-020 EM2092-030 EM2092-040	K949721	580CKB
EM2682		PISTON & RINGS C/W PIN & CLIPS		784, 785, 795, 4220
EM2346		PISTON & RINGS C/W PIN & CLIPS	3144517R1	856, 1246, 1255
EM5108		PISTON & RINGS C/W PIN & CLIPS	194475A1	995, 1455, 4240
EM5484		PISTON C/W PIN & CLIPS	A77730	5120, 5140, 5150, 5220, 5240, 5250
EM5483		PISTON C/W PIN & CLIPS	A77410	5130, 5230
EM2347		PISTON & RINGS C/W PIN & CLIPS		(B450, BMD, BT6, BT61000, BWD6 4 RING)
EM2347-A		PISTON & RINGS C/W PIN & CLIPS		(B450, BMD, BT6, BT61000, BWD6 5 RING)
EM5986		PISTON & RINGS C/W PIN & CLIPS	3802562	MX100, MX110, MX120, MX135, MX150, MX170

PART NUMBER	IMAGE	DESCRIPTIONS	CASE IH	MODELS
EM8611	NO IMAGE	PISTON & RINGS C/W PIN & CLIPS	87802672	MXM155



PART NUMBER	IMAGE	DESCRIPTIONS	CASE IH	MODELS
RINGS				
EM2342		RING SET	3218416R92	(238 D155 ENGINE), 248, 258, 353, 383, 385, 395, 423, 433, 440, (454 NON ALFIN PISTON), 474, 484, 485, 495, 523, 533, 540, 584, 585, 595, 624, 633, 644, 645, 733, 740, 946, 955, 3210, 3220, 3230
EM2335		RING SET	3114778R91	(238 BD154 ENGINE), 374, 384, 414, 434, 444, 3434
EM8507		RING SET	87343194	250, 255, 280, 310, STX280, STX330
EM2727		RING SET	3144977R91, 3144677R91	288, 844, 845, 884, 885, 895, 4230
EM2332		RING SET	3114775R91	354, B250, B275, BD276
EM2726		RING SET	3139594R91	(454 ALFIN PISTON), 574, 674, 684, 685, 695, 724, 743, 744, 745S, 745, 824, 833, 840, 856, 940, 956, 1046, 1055, 1056, 1246, 1255, 4210
EM609		RING SET	3118131R91	475
EM2093		RING SET EM2093-020 EM2093-030 EM2093-040	K261069	580CKB
EM2728		RING SET	3218669R91	784, 785, 795, 4220








PART NUMBER	IMAGE	DESCRIPTIONS	CASE IH	MODELS
EM5107		RING SET	3218920R91	995, 1455, 4240
EM4921		RING SET EM4921-020	A77500	1896, 2096, 5120, 5140, 5150, 5220, 5240, 5250, 8840, 8850
EM6173		RING SET	J802429	7230, 7240, 7250, 8910, 8920, 8930, 8940, 8950, MX180, MX200, MX210, MX220, MX230, MX240, MX255, MX270, MX285
EM2349		RING SET		B450, BMD, BTD6, BTD1000, BWD6
EM8730	NO IMAGE	RING SET	4955169	MAXXUM 100, MAXXUM 110, MAXXUM 115, MAXXUM 120, MAXXUM 125, MAXXUM 130, MAXXUM 140

PART NUMBER	IMAGE	DESCRIPTIONS	CASE IH	MODELS
LINERS				
EM6174		LINER	J948095	225, 250, 255, 280, 310, 335, MX210, MX215, MX230, MX255, MX285
EM2343		LINER FINISHED	3139587R3	(238 D155 ENGINE), 248, 353, 383, 385, 395, 423, 433, 440, 474, 533, 540, 584, 585, 595, 624, 644, 645, 733, 740, 946, 955, 3210, 3230
EM2336		LINER FINISHED	3044481R2	(238, 374, 384, 414, 434, 444 TO 57678)
EM1459		LINER FINISHED	3044481R3	(238, 374, 384, 414, 434, 444 FROM 57679), 3434
EM2333		LINER FINISHED	704092R1	354, B250, B275, BD276
EM2681		LINER FINISHED	3144682R3	288, 784, 785, 795, 844, 845, 884, 885, 895, 995, 1455, 4220, 4230, 4240
EM2345		LINER FINISHED	3139592R2, 3139592R4	454, 484, 485, 495, 523, 574, 633, 640, 674, 684, 685, 695, 724, 743, 744, 745, 745S, 824, 833, 840, 856, 940, 956, 1046, 1055, 1056, 1246, 1255, 3220, 4210
EM1266		LINER FINISHED	316452A1	475
EM5397		LINER	J904166	5120, 5130, 5140, 5150, 5220, 5230, 5240, 5250, MX100, MX110, MX120, MX135, MX150, MX170

PART NUMBER	IMAGE	DESCRIPTIONS	CASE IH	MODELS
EM2350		LINER FINISHED		B450, BMD, BTD6, BTD1000, BWD6
EM2304		LINER SEMI FINISHED	83998292	MXM155
EM1460		LINER SEAL RED STRIPE 5 x 119mm	3228344R1	(238 D155 ENGINE), 248, 288, 353, 383, 385, 395, 423, 433, 440, 454, 474, 484, 485, 495, 523, 533, 540, 574, 584, 585, 595, 624, 633, 640, 644, 645, 674, 684, 685, 695, 724, 733, 740, 743, 744, 745, 745S, 784, 785, 795, 824, 833, 840, 844, 845, 856, 884, 885, 895, 940, 946, 955, 956, 995, 1046, 1055, 1056, 1246, 1255, 1455, 3210, 3220, 3230, 4210, 4220, 4230, 4240
EM1461		LINER SEAL GOLD STRIPE 4.5 x 119mm	3228348R1	(238 D155 ENGINE), 248, 288, 353, 383, 385, 395, 423, 433, 440, 454, 474, 484, 485, 495, 523, 533, 540, 574, 584, 585, 595, 624, 633, 640, 644, 645, 674, 684, 685, 695, 724, 733, 740, 743, 744, 745, 745S, 784, 785, 795, 824, 833, 840, 844, 845, 856, 884, 885, 895, 940, 946, 955, 956, 995, 1046, 1055, 1056, 1246, 1255, 1455, 3210, 3220, 3230, 4210, 4220, 4230, 4240
EM1465		LINER SEAL	704100R1	(238 BD154 ENGINE), 354, 374, 384, 414, 434, 444, 3434, B250, B275, BD276
EM6053		LINER SEAL	3907177	7110, 7120, 7130, 7140, 7150, 7210, 7220, 7230, 7240, 7250, 8910, 8920, 8930, 8940, 8950, 9130, 9210, 9230, 9310, 9330, MX180, MX200, MX210, MX215, MX220, MX230, MX240, MX255, MX270, MX285










PART NUMBER	IMAGE	DESCRIPTIONS	CASE IH	MODELS
HARD PARTS				
EM5954		BLOCK	J932012	5120, 5220
EM6084		BLOCK 3 CORE PLUG	1989095C2	5130, 5140, 5230, 5240, 5250
EM8706	NO IMAGE	BLOCK	2830737	(MAXXUM 110, MAXXUM 120, MAXXUM 130 TIER 3 AFTER 11/90)
EM8692	NO IMAGE	BLOCK	4946586	(MAXXUM 115, MAXXUM 125, MAXXUM 140 TIER 3)
EM2763		CYLINDER HEAD ASSY	3044489R91	238, 354, 374, 384, 414, 434, 444, B250, B275, BD276
EM2762		PRE COMBUSTION CHAMBER	3045523R1	238, 354, 374, 384, 414, 434, 444, B250, B275, BD276
EM6186	NO IMAGE	PRE COMBUSTION CHAMBER HOLDER	708314R1	238, 354, 374, 384, 414, 434, 444, B250, B275, BD276
EM1197		CYLINDER HEAD ASSY	3118175R91	475
EM5996	NO IMAGE	CYLINDER HEAD ASSY	J929736	5120, 5220

PART NUMBER	IMAGE	DESCRIPTIONS	CASE IH	MODELS
EM5414		CYLINDER HEAD ASSY	J929735	5130, 5140, 5150, 5230, 5240, 5250
EM5412		CYLINDER HEAD BARE	J920031	7210, 7220, 7230, 7240, 7250, 8910, 8920, 8930, 8940, 8950, 9310, 9330, MX180, MX200, MX220
EM8693	NO IMAGE	CYLINDER HEAD BARE	3973655	(MAXXUM 110, MAXXUM 120, MAXXUM 130 TIER 3 AFTER 11/90)
EM8688	NO IMAGE	CYLINDER HEAD ASSY	3973655	(MAXXUM 110, MAXXUM 120, MAXXUM 130 TIER 3 AFTER 11/90)
EM8666	NO IMAGE	CYLINDER HEAD BARE	2831279	(MAXXUM 115, MAXXUM 125, MAXXUM 140 TIER 3 AFTER 11/90)
EM8663	NO IMAGE	CYLINDER HEAD ASSY	2831274	(MAXXUM 115, MAXXUM 125, MAXXUM 140 TIER 3 AFTER 11/90)
EM5044		CYLINDER HEAD BOLT 185mm	708332R1, 708332R2	354, 374, 384, 444, B275, B414, BD276, BD434, BD3434
EM5043		CYLINDER HEAD BOLT 120mm	708331R1	354, 374, 384, 444, B275, B414, BD276, BD434, BD3434
EM6544		CYLINDER HEAD BOLT 120mm	J903939	1896, 2096

PART NUMBER	IMAGE	DESCRIPTIONS	CASE IH	MODELS
EM6545		CYLINDER HEAD BOLT 70mm	J903938	1896, 2096
EM6164		CYLINDER HEAD BOLT 80mm	J917729	7110, 7120, 7130, 7140, 7150, 7210, 7220, 7230, 7240, 7250, 8910, 8920, 8930, 8940, 8950, 9310, 9330, MX180, MX200, MX210, MX220, MX230, MX240, MX255, MX270, MX285
EM6163		CYLINDER HEAD BOLT 160mm	J917728	7110, 7120, 7130, 7140, 7150, 7210, 7220, 7230, 7240, 7250, 8910, 8920, 8930, 8940, 8950, 9310, 9330, MX180, MX200, MX210, MX220, MX230, MX240, MX255, MX270, MX285
EM8661	NO IMAGE	CYLINDER HEAD BOLT 130mm	4891024	MXU110, MXU125, MXU135, MAXXUM 110, MAXXUM 115, MAXXUM 120, MAXXUM 125, MAXXUM 130, MAXXUM 140
EM8662	NO IMAGE	CYLINDER HEAD BOLT 150mm	4891025	MXU110, MXU125, MXU135, MAXXUM 110, MAXXUM 115, MAXXUM 120, MAXXUM 125, MAXXUM 130, MAXXUM 140
EM3130		CRANKSHAFT WITH BALANCER GEAR	1329196C1, 3132968R92, 3132968R93	258, 474, 584, 585, 585XL, 595, 595XL, 624, 644, 654, 733, 740, 3230
EM1982		CRANKSHAFT WITH BALANCE GEAR	3144626R92	268, 574, 674, 684, 685, 685XL, 695, 695XL, 724, 743, 743XL, 744, 745, 745XL, 784, 785, 785XL, 795, 824, 833, 840, 844, 940, 4210, 4220
EM3159		CRANKSHAFT WITH BALANCER GEAR	3228376R91	288, 844S, 844XL, 845, 845XL, 884, 885, 885XL, 895, 895XL, 4230
EM1721		CRANKSHAFT	3110995R91	354, 374, 384, 444, B250, B275, B276, B414, BD434, BD3434








PART NUMBER	IMAGE	DESCRIPTIONS	CASE IH	MODELS
EM2774		CRANKSHAFT ROPE SEAL	3118169R91	475
EM1985		CRANKSHAFT	K917985	580CKB
EM5406		CRANKSHAFT WITHOUT GEAR	J908032	1896, 2096, 5130, 5140, 5150, MX100, MX110, MX120, MX135, MX150, MX170
EM5900		CRANKSHAFT	J908031	5120, 5220
EM5407		CRANKSHAFT	A918986	7140, 7150, 7210, 7220, 7230, 7240, 7250, 8910, 8920, 8930, 8940, 8950, MX180, MX200, MX210, MX220, MX230, MX240, MX255, MX270, MX285
EM8512		CRANKSHAFT	98451529	AVJ70, JX75, JX80, JX85, JX90, JX95, VJ70, VJ80
EM8992		CRANKSHAFT	98461246	JX55, JX60, JX65
EM8689	NO IMAGE	CRANKSHAFT	2830476	(MAXXUM 115, MAXXUM 125, MAXXUM 140 2007 ONWARDS)
EM4641		CRANKSHAFT PULLEY	3118220R1	475







PART NUMBER	IMAGE	DESCRIPTIONS	CASE IH	MODELS
EM6419		CRANKSHAFT PULLEY BOLT	3118221R1	475
EM6420	NO IMAGE	CRANKSHAFT PULLEY WASHER	796119R1	475
EM926		CRANKSHAFT GEAR	3118217R1	475
EM8814		CRANKSHAFT GEAR	4809524	JX55, JX60, JX65, JX70, JX75, JX80, JX85, JX90, JX95
EM4159		REAR CRANK SEAL HOUSING	795882R91	475
EM8825		FLYWHEEL ASSY 11"	3136044R11, 3136044R42	474, 574, 584, 585, 595, 674, 684, 685, 784, 785, 3230
EM3815		FLYWHEEL ASSY 12"	3118309R91	475
EM8815		FLYWHEEL ASSY 11 1/2"	99462419	JX75, JX80, JX85, JX90, JX95
EM4767		FLYWHEEL DOWELL FOR CRANK EM1721	24550D	354, 374, 384, 444, B250, B275, B276, B414, BD434, BD3434

PART NUMBER	IMAGE	DESCRIPTIONS	CASE IH	MODELS
EM799		FLYWHEEL LOCK TAB	795896R1	475
EM4153		RING GEAR 126 TEETH	60883H	258, 268, 454, 474, 484, 485, 485XL, 495, 495XL, 574, 584, 585, 585XL, 595, 595XL, 674, 684, 685, 685XL, 695, 695XL, 784, 785, 785XL, 795, 3210, 3220, 3230, 4210, 4220
EM5161		RING GEAR 128 TEETH	3218637R1	268, 288, 884, 885, 885XL, 895, 895XL, 995, 995XL, 4230, 4240
EM1808		RING GEAR 110 TEETH	704436R1	354, 374, 384, 444, B250, B275, B414, BD3434
EM874		RING GEAR 115 TEETH	3118310R1	475
EM8922		RING GEAR 129 TEETH	3055133R1	644, 654, 724, 743, 744, 745, 824, 946, 1046, 1246
EM4154		RING GEAR 134 TEETH	3144607R1	844S, 844XL, 845, 845XL, 856, 856XL, 955, 955XL, 956, 956XL, 1055, 1055XL, 1056, 1255, 1255XL, 1455, 1455XL
EM1797		CON ROD	3061214R91	354, 374, 384, 444, B250, B275, B276, B414, B434, BD3434
EM1193		CON ROD		475



PART NUMBER	IMAGE	DESCRIPTIONS	CASE IH	MODELS
EM8176		CON ROD	K80043	580CKB
EM5400		CON ROD	J901569	1896, 2096
EM5411		CON ROD	3901224	7110, 7120, 7130, 7140, 7210, 7220, 7230, 7240, 7250, 8910, 8920, 8930, 8940, 8950, MX180, MX200, MX210, MX220, MX240, MX255, MX270
EM8812		CON ROD	98461753	JX55, JX65, JX70, JX75, JX85, JX90, JX95
EM1164		CON ROD BOLT	311752A1	475
EM6169		CON ROD BOLT	3901380	7110, 7120, 7130, 7140, 7150, 7210, 7220, 7230, 7240, 7250, 8910, 8920, 8930, 8940, 8950, 9310, 9330, MX180, MX200, MX210, MX220, MX230, MX240, MX255, MX270, MX285
EM8723	NO IMAGE	CON ROD BOLT	4891179	MAXXUM 100, MAXXUM 110, MAXXUM 120, MAXXUM 125, MAXXUM 130, MAXXUM 140
EM1163		CON ROD NUT	292994A1, 795774R1	475
EM8536	NO IMAGE	CON ROD NUT	3901381	7110, 7120, 7130, 7140, 7150, 7210, 7220, 7230, 7240, 7250, 9310, 9330, MX180, MX220, MX240, MX270








PART NUMBER	IMAGE	DESCRIPTIONS	CASE IH	MODELS
EM1191		BALANCER ASSY 4 BOLT	3118187R91	475
EM1212		IDLER GEAR	3118216R1	475
EM1724		FRONT TIMING COVER		475
EM5896		CORE PLUG 34.9mm	3118145R1	475
EM5897		CORE PLUG 38.53mm	795907R1	475
EM6811		CORE PLUG 58.1mm	3900965	1896, 2096


PART NUMBER	IMAGE	DESCRIPTIONS	CASE IH	MODELS
VALVE TRAIN				
EM3339		INLET & EXHAUST VALVE	K928622	580CKB
EM2722		INLET VALVE	3055055R2	(238 D155 ENGINE), 248, 258, 353, 383, 385, 395, 423, 433, 440, 454, 474, 484, 485, 495, 523, 533, 540, 574, 584, 585, 595, 624, 633, 640, 644, 645, 674, 684, 685, 695, 724, 733, 740, 743, 744, 745, 745S, 824, 833, 840, 856, 940, 946, 955, 956, 1046, 1055, 1056, 3210, 3220, 3230, 4210
EM2724		INLET VALVE	3040361R1	(238 BD154 ENGINE), 354, 374, 384, 414, 434, 444, 3434, B250, B275, BD276
EM312		INLET VALVE EM313 = 003 EM314 = 015 EM683 = 030	795730R1	475
EM5465		INLET VALVE & COLLETS	J901117	1896, 2096
EM5467		INLET VALVE & COLLETS	3802275	7210, 7220, 7230, 7240, 7250, 8910, 8920, 8930, 8940, 8950, 9310, 9330, MX180, MX200, MX220
EM8664	NO I M A G E	INLET VALVE	3802924	(MAXXUM 110, MAXXUM 115, MAXXUM 120, MAXXUM 125, MAXXUM 130, MAXXUM 140 TIER 3)
EM6147		INLET VALVE	87802256	MXM155




PART NUMBER	IMAGE	DESCRIPTIONS	CASE IH	MODELS
EM2725		EXHAUST VALVE	3043825R1	(238 BD154 ENGINE), 354, 374, 384, 414, 434, 444, 3434, B250, B275, BD276
EM2723		EXHAUST VALVE	3055056R2	(238 D155 ENGINE), 248, 258, 353, 383, 385, 395, 423, 433, 440, 454, 474, 484, 485, 495, 523, 533, 540, 574, 584, 585, 595, 624, 633, 640, 644, 645, 674, 684, 685, 695, 724, 733, 740, 743, 744, 745, 745S, 824, 833, 840, 940, 946, 955, 956, 1046, 1055, 1056, 3210, 3220, 3230, 4210
EM259		EXHAUST VALVE	3118132R1	475
EM5466		EXHAUST VALVE & COLLETS	J901607	1896, 2096
EM5469	NO IMAGE	EXHAUST VALVE & COLLETS	J921444	7210, 7220, 7230, 7240, 7250, 8910, 8920, 8930, 8940, 8950, 9310, 9330, MX180, MX200, MX220
EM8665	NO IMAGE	EXHAUST VALVE	3802967	(MAXXUM 110, MAXXUM 115, MAXXUM 120, MAXXUM 125, MAXXUM 130, MAXXUM 140 TIER 3)
EM3255		EXHAUST VALVE	81865085	MXM155
EM2165		VALVE GUIDE	129322A1, 3055022R2	(238 D155 ENGINE), 248, 258, 353, 383, 385, 395, 423, 433, 440, 454, 474, 484, 485, 495, 523, 533, 540, 574, 584, 585, 595, 624, 633, 640, 644, 645, 674, 684, 685, 695, 724, 733, 740, 743, 744, 745, 745S, 824, 833, 840, 856, 940, 946, 955, 956, 1046, 1055, 1056, 3210, 3220, 3230, 4210

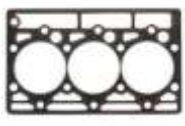

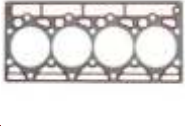


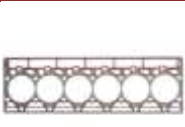



PART NUMBER	IMAGE	DESCRIPTIONS	CASE IH	MODELS
EM5474		VALVE GUIDE THIN WALL	J906206	1896, 2096, 5120, 5130, 5140, 5150, 5220, 5230, 5240, 5250, MX100, MX110, MX120, MX135, MX150, MX170
EM5475		VALVE GUIDE	J901187	7110, 7120, 7130, 7140
EM2164		INLET GUIDE	3044492R1	(238 BD154 ENGINE), 354, 374, 384, 414, 434, 444, 3434, B250, B275, BD276
EM7780		INLET GUIDE	704455R1	276, 354, B275
EM7781		EXHAUST GUIDE	704456R2	276, 354, B275
EM3929		EXHAUST GUIDE	3044493R2	374, 384, 434, 444, 3434, B414
EM8508		VALVE SPRING	J926700	5120, 5130, 5140, 5220, 5230, 5240, 5250, MX100, MX110, MX120, MX135, MX150, MX170
EM8724	NO IMAGE	VALVE SPRING	4936080	MAXXUM 110, MAXXUM 115, MAXXUM 120, MAXXUM 125, MAXXUM 140
EM1742		INNER VALVE SPRING	3118134R1	475


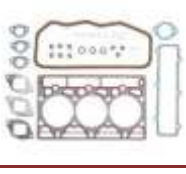

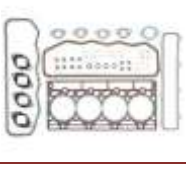
PART NUMBER	IMAGE	DESCRIPTIONS	CASE IH	MODELS
EM1743		OUTER VALVE SPRING	3118133R1	475
EM7731		OUTER VALVE SPRING	83999742	MXM155
EM6170		VALVE COLLET	J900250	225, 250, 310, 335, 1896, 2096, 2802, 5120, 5130, 5140, 5150, 5220, 5230, 5240, 5250, MX215
EM1915		VALVE COLLET	293047A1, K943439	580F, 580G
EM8585	NO IMAGE	VALVE COLLET	3901177	7110, 7120, 7130, 7140, 7150, 7210, 7220, 7230, 7240, 7250, 8910, 8920, 8930, 8940, 8950, 9310, 9330, MX180, MX200, MX210, MX220, MX230, MX240, MX255, MX270
EM8669	NO IMAGE	VALVE COLLET	4899081	MAXXUM 115, MAXXUM 125, MAXXUM 140
EM197		VALVE COLLET	81876796	MXM120, MXM130, MXM135, MXM140, MXM150
EM3609		VALVE STEM SEAL	3218399R91	353, 383, 385, 395, 395XL, 423, 433, 440, 454, 484, 485, 485XL, 495, 495XL, 523, 533, 540, 553, 633, 640, 946, 955, 955XL, 1046, 1055, 1055XL, 1056, 1246, 3210, 3220
EM717		VALVE STEM SEAL x8	3118178R1	475

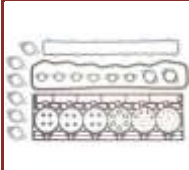
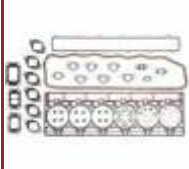






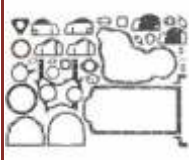
PART NUMBER	IMAGE	DESCRIPTIONS	CASE IH	MODELS
EM6594		VALVE STEM SEAL	J915707	7110, 7120, 7130, 7140, 7150, 7210, 7220, 7230, 7240, 7250, 8910, 8920, 8930, 8940, 8950, 9310, 9330, MX180, MX200, MX220
EM8725	NO IMAGE	VALVE STEM SEAL	3955393	MAXXUM 110, MAXXUM 115, MAXXUM 120, MAXXUM 125, MAXXUM 130, MAXXUM 140
EM5476		INLET VALVE SEAT	J906854	1896, 2096, 5120, 5130, 5140, 5150, 5220, 5230, 5240, 5250, MX100, MX110, MX120, MX135, MX150, MX170
EM5477		INLET VALVE SEAT	J924582	7210, 7220, 7230, 7240, 7250, 8910, 8920, 8930, 8940, 9310, 9330, MX180, MX200, MX210, MX220, MX230, MX240, MX255, MX270
EM8667	NO IMAGE	INLET VALVE SEAT	4893244	MAXXUM 115, MAXXUM 125, MAXXUM 140
EM5478		EXHAUST VALVE SEAT	J904105	1896, 2096, 5120, 5130, 5140, 5150, 5220, 5230, 5240, 5250, MX100, MX110, MX120, MX135, MX150, MX170
EM5479		EXHAUST VALVE SEAT	J929005	7210, 7220, 7230, 7240, 7250, 8910, 8920, 8930, 8940, 8950, 9310, 9330, MX180, MX200, MX210, MX220, MX230, MX240, MX255, MX270
EM4642		ROCKER SHAFT	3118181R91	475
EM8813		ROCKER SHAFT SUPPORT	4601295	JX55, JX60, JX65, JX70, JX75, JX80, JX85, JX90, JX95






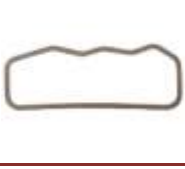



PART NUMBER	IMAGE	DESCRIPTIONS	CASE IH	MODELS
EM8718	NO IMAGE	CROSSHEAD VALVE	3941014	MAXXUM 110, MAXXUM 115, MAXXUM 120, MAXXUM 125, MAXXUM 130, MAXXUM 140
EM266A		ROCKER ARM SCREW		MXM135, MXM150
EM7082		ROCKER ARM LH	795720R1	475
EM7081		ROCKER ARM RH	795719R1	475
EM9055		ROCKER ARM	4609132, 4681251, 4848973	JX55, JX60, JX65, JX70, JX75, JX80, JX85, JX90, JX95
EM8719	NO IMAGE	ROCKER ARM	3941928	MAXXUM 115, MAXXUM 125, MAXXUM 140
EM5470		PUSH ROD	J904679	1896, 2096, 5120, 5130, 5140, 5150
EM5471		PUSH ROD	J905194	7110, 7120, 7130, 7140, 7150, 7210, 7220, 7230, 7240, 7250, 8910, 8920, 8930, 8940, 8950, 9310, 9330, MX180, MX200, MX210, MX220, MX230, MX240, MX255, MX270
EM2012		PUSH ROD	795728R1	CX70, CX80, CX90, CX100, MX80C, MX90C, MX100C

PART NUMBER	IMAGE	DESCRIPTIONS	CASE IH	MODELS
EM9520		TAPPET	3055052R1	238, 248, 258, 268, 288, 353, 383, 385, 395, 395XL, 423, 433, 440, 453, 454, 474, 484, 485, 485XL, 495, 495XL, 523, 533, 540, 553, 574, 584, 585, 585XL, 595, 595XL, 624, 633, 640, 654, 674, 684, 685, 685XL, 695, 695XL, 724, 733, 740, 743, 743XL, 745, 745XL, 784, 785, 785XL, 795, 824, 833, 840, 844, 844XL, 845, 845XL, 856, 856XL, 884, 885, 885XL, 895, 895XL, 946, 955, 955XL, 956, 956XL, 995XL, 1046, 1055, 1055XL, 1056, 1246, 1255, 1255XL, 1455, 1455XL, 3210, 3220, 3230, 4210, 4220, 4230, 4240
EM749		TAPPET	795681R1	475
EM5473		TAPPET	J907240	1896, 2096, 7110, 7120, 7130, 7140, 7150
EM8762		TAPPET	4689881, 98471524	JX55, JX60, JX65, JX70, JX70U, JX75, JX80, JX80U, JX85, JX90, JX90U, JX95, JX100U, JX1060C, JX1070C, JX1075C
EM8690	NO IMAGE	TAPPET	4891226	MXU110, MXU115, MXU125, MXU135, MAXXUM 110, MAXXUM 115, MAXXUM 120, MAXXUM 125, MAXXUM 130, MAXXUM 140

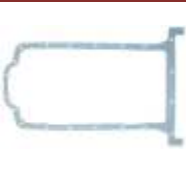
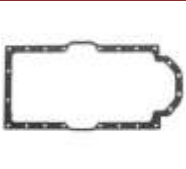
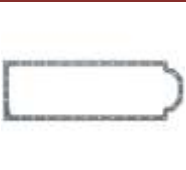


PART NUMBER	IMAGE	DESCRIPTIONS	CASE IH	MODELS
GASKETS				
EM2008		HEAD GASKET	3228361R2	(238 D155 ENGINE), 248, 353, 383, 385, 395, 423, 433, 440, 454, 484, 485, 495, 523, 533, 540, 633, 640, 3210, 3220
EM1690		HEAD GASKET	703883R7, 703883R8	(238 BD154 ENGINE), 354, 374, 384, 414, 434, 444, 3434, B250, B275, BD276
EM2009		HEAD GASKET	3228362R1, 3228362R2	288, 474, 574, 584, 585, 595, 624, 644, 645, 674, 684, 685, 695, 724, 733, 740, 743, 744, 745, 745S, 784, 785, 795, 824, 833, 840, 844, 844S, 845, 856, 884, 885, 895, 940, 995, 3230, 4210, 4220, 4230, 4240
EM543		HEAD GASKET	3118173R1	475
EM2847		HEAD GASKET	K953783	580CKB
EM1693		HEAD GASKET	3228019R1, 3228019R2	946, 955, 956, 1046, 1055, 1056, 1246, 1255, 1455
EM4861		HEAD GASKET	J283333	3150, 3185, 3210, 5120, 5220, 8825, 8860, 8870
EM3890		HEAD GASKET	A77755	5130, 5140, 5150, 5230, 5240, 5250, 8850, MX100, MX110, MX120, MX135, MX150, MX170
EM4905		HEAD GASKET		B450, BMD, BTD6, BTD1000, BWD6

PART NUMBER	IMAGE	DESCRIPTIONS	CASE IH	MODELS
EM8694	NO IMAGE	HEAD GASKET	2830706	(MAXXUM 110, MAXXUM 120, MAXXUM 130 TIER 3 AFTER 11/90)
EM8670		HEAD GASKET	4894724	(MAXXUM 115, MAXXUM 125, MAXXUM 140 TIER 3)
EM5635		HEAD GASKET	87801752	MXM155
EM6837		HEAD GASKET	J931019	MX180, MX200, MX220
EM4862		HEAD SET	A77672	75XT, 1840, 5120, 5220
EM2562		HEAD SET	3136798R98, 3136798R99	(238 D155 ENGINE), 248, 353, 383, 385, 395, 423, 433, 440, 454, 484, 485, 495, 523, 540, 553, 633, 640, 3210, 3220
EM1689		HEAD SET	706105R93	(238 BD154 ENGINE), 354, 374, 384, 414, 434, 444, 3434, B250, B275, BD276
EM2561		HEAD SET	1967014C1, 3136799R99	288, 474, 574, 584, 585, 595, 624, 644, 645, 674, 684, 685, 695, 724, 733, 740, 743, 744, 745, 745S, 784, 785, 795, 824, 833, 840, 844, 844S, 845, 856, 884, 885, 895, 940, 995, 3230, 4210, 4220, 4230, 4240
EM2846		HEAD SET	K962176	580CKB



PART NUMBER	IMAGE	DESCRIPTIONS	CASE IH	MODELS
EM1692		HEAD SET	3136801R98, 3136801R99	946, 955, 956, 1046, 1055, 1056
EM5562		HEAD SET	3138751R96	1245, 1255, 1455
EM3891		HEAD SET	A77493	1660, 1896, 2096, 5130, 5140, 5150, 5230, 5240, 5250, 8850, MX100, MX110, MX120, MX145, MX150, MX170
EM5218		HEAD SET	A77842	7210, 7220, 7230, 7240, 7250, 8910, 8920, 8930, 8940, 8950, 9310, 9330, MX180, MX220, MX240, MX270
EM4906		HEAD SET	716104R91	B450, BMD, BTD6, BTD1000, BWD6
EM2566		BOTTOM SET	31326802R98, 3136802R98, 3136802R99	(238 D155 ENGINE), 248, 353, 383, 385, 395, 423, 433, 440, 454, 484, 485, 495, 523, 533, 540, 633, 640, 3210, 3220
EM1688		BOTTOM SET	3041249R1, 3041249R2	(238 BD154 ENGINE), 354, 374, 384, 414, 434, 444, 3434, B250, B275, BD276
EM2834		BOTTOM SET	1967011C1, 3136813R99, 3228431R91, 3228431R92	288, 474, 574, 584, 585, 595, 624, 644, 645, 674, 684, 685, 695, 724, 733, 740, 743, 744, 745, 745S, 784, 785, 795, 824, 833, 840, 844, 844S, 845, 856, 884, 885, 895, 940, 995, 3230, 4210, 4220, 4230, 4240
EM2837		BOTTOM SET	3120516R91	475










PART NUMBER	IMAGE	DESCRIPTIONS	CASE IH	MODELS
EM2849		BOTTOM SET WITH CRANK SEALS	K965803	580CKB
EM1691		BOTTOM SET	1967013C1, 3136817R99	946, 955, 956, 1046, 1055, 1056, 1246, 1255, 1455
EM4863		BOTTOM SET WITH CRANK SEALS	87447514	5120, 5220, 8820, 8830, 8840
EM3892		BOTTOM SET WITH CRANK SEALS	A77861	5130, 5140, 5150, 5230, 5240, 5250, 8850
EM4907		BOTTOM SET		B450, BMD, BTD6, BTD1000, BWD6
EM2572		ROCKER COVER GASKET	3138641R1, 3138641R2	(238 D155 ENGINE), 248, 353, 383, 385, 395, 423, 433, 440, 454, 484, 485, 495, 523, 533, 540, 633, 640, 3210, 3220
EM3298		ROCKER COVER GASKET	3069767R1, 3069767R2	(238 BD154 ENGINE), 354, 374, 384, 414, 434, 444, 3434, B250, B275, BD276
EM2571		ROCKER COVER GASKET	3138642R1, 3138642R2	258, 288, 474, 574, 584, 585, 595, 624, 644, 645, 674, 684, 685, 695, 724, 733, 740, 743, 744, 745, 745S, 784, 785, 795, 824, 833, 840, 844, 844S, 845, 856, 884, 885, 895, 940, 995, 3230, 4210, 4220, 4230, 4240
EM2647		ROCKER COVER GASKET - CORK EM5626 - SILICON EM2878 - COMPOSITE CORK/RUBBER	3118186R1	475

PART NUMBER	IMAGE	DESCRIPTIONS	CASE IH	MODELS
EM2940		ROCKER COVER GASKET	3138688R1	946, 955, 956, 1046, 1055, 1056, 1246, 1255, 1455
EM5105		ROCKER COVER GASKET	J902666	1896, 2096, 5120, 5130, 5140, 5150, 5220
EM6151	NO IMAGE	ROCKER COVER GASKET	3905449	7110, 7120, 7130, 7140, 7150, 7210, 7220, 7230, 7240, 7250, 8910, 8920, 8930, 8940, 8950, 9310, 9330, MX180, MX200, MX210, MX220, MX230, MX240, MX255, MX270
EM8710	NO IMAGE	ROCKER COVER GASKET	4899226	(MAXXUM 115, MAXXUM 125, MAXXUM 140 TIER 3 AFTER 01/07)
EM2643		ROCKER COVER GASKET	83976376	MXM120, MXM130
EM8722	NO IMAGE	ROCKER HOUSING GASKET	4899231	MAXXUM 115, MAXXUM 125, MAXXUM 140
EM2573		SUMP GASKET	3055160R2, 3055160R3, 3055160R4	(238 D155 ENGINE), 248, 353, 383, 385, 395, 423, 433, 440, 454, 484, 485, 495, 523, 533, 540, 633, 640, 3210, 3220
EM3299		SUMP GASKET	703840R1, 703840R2	(238 BD154 ENGINE), 354, 374, 384, 414, 434, 444, 3434, B250, B275, BD276
EM2574		SUMP GASKET	3055161R2, 3055161R3, 3055161R4	288, 474, 574, 584, 585, 595, 624, 644, 645, 674, 684, 685, 695, 724, 733, 740, 743, 744, 745, 745S, 784, 785, 795, 824, 833, 840, 844, 844S, 845, 856, 884, 885, 895, 940, 995, 3230, 4210, 4220, 4230, 4240







PART NUMBER	IMAGE	DESCRIPTIONS	CASE IH	MODELS
EM2308		SUMP GASKET	3118272R1	475
EM2835		SUMP GASKET	3144697R2, 3144697R3	844S, 845, 884, 885, 895, 4230, 4240
EM2840		SUMP GASKET	3055987R2, 3055987R3, 3138688R2	946, 955, 956, 1046, 1055, 1056, 1246, 1255, 1455
EM2902		SUMP GASKET	87800945	MXM155
EM8613	NO IMAGE	SUMP GASKET	3906611	(MX210, MX230, MX255, MX285 C SERIES)
EM3608	NO IMAGE	TIMING COVER GASKET	3055994R3	238, 248, 258, 268, 288, 385, 395, 484, 485, 495, 495XL, 595, 595XL, 695, 795, 895, 995, 3210, 3220, 3230, 4210, 4230, 4240
EM4890		TIMING COVER SEAL	3228133R93	(238 D155 ENGINE), 248, 258, 288, 353, 383, 385, 395, 423, 433, 440, 454, 474, 484, 485, 495, 523, 533, 540, 574, 584, 585, 595, 624, 633, 640, 644, 645, 674, 684, 685, 695, 724, 733, 740, 743, 744, 745, 745S, 784, 785, 795, 824, 833, 840, 844, 844S, 845, 856, 884, 885, 895, 940, 946, 955, 956, 995, 1046, 1055, 1056, 1246, 1255, 1455, 3210, 3220, 3230, 4210, 4220, 4230, 4240







PART NUMBER	IMAGE	DESCRIPTIONS	CASE IH	MODELS
EM3432		FRONT CRANK SEAL	3228401R91	(238 D155 ENGINE), 248, 258, 288, 353, 383, 385, 395, 423, 433, 440, 454, 474, 484, 485, 495, 523, 533, 540, 574, 584, 585, 595, 624, 633, 640, 644, 645, 674, 684, 685, 695, 724, 733, 740, 743, 744, 745, 745S, 784, 785, 795, 824, 833, 840, 844, 844S, 845, 856, 884, 885, 895, 940, 946, 955, 956, 995, 1046, 1055, 1056, 1246, 1255, 1455, 3210, 3220, 3230, 4210, 4220, 4230, 4240
EM2679		FRONT CRANK SEAL	3108650R91, 31108650R91	(238 BD154 ENGINE), 354, 374, 384, 414, 434, 444, 3434, B250, B275, BD276
EM6812		FRONT CRANK SEAL	A77790	250, 255, 280, 310, 335, 7120, 7130, 7140, 7150, 7210, 7220, 7230, 7240, 7250, 8910, 8920, 8930, 8940, 8950, 9310, 9330, MX180, MX200, MX210, MX215, MX220, MX230, MX240, MX255, MX270, MX285
EM1204		FRONT CRANK SEAL 80 x 60 x 9mm	3118128R91	475
EM4761		FRONT CRANK SEAL	K628127	580F, 580G
EM6369		FRONT CRANK SEAL	J904353	5120, 5130, 5140, 5150
EM2830		REAR CRANKSEAL	3138701R91	(238 D155 ENGINE), 248, 258, 288, 353, 383, 385, 395, 423, 433, 440, 454, 474, 484, 485, 495, 523, 533, 540, 574, 584, 585, 595, 624, 633, 640, 644, 645, 674, 684, 685, 695, 724, 733, 740, 743, 744, 745, 745S, 784, 785, 795, 824, 833, 840, 844, 844S, 845, 856, 884, 885, 895, 940, 946, 955, 956, 995, 1046, 1055, 1056, 1246, 1255, 1455, 3210, 3220, 3230, 4210, 4220, 4230, 4240







PART NUMBER	IMAGE	DESCRIPTIONS	CASE IH	MODELS
EM2678		REAR CRANK SEAL	3072092R91	(238 BD154 ENGINE), 354, 374, 384, 414, 434, 444, 3434, B250, B275, BD276
EM1207		ROPE SEAL	795662R1	475
EM6644		REAR CRANK SEAL	J909411	1896, 2096, 5120, 5130, 5140, 5150, 5220, 5230, 5240, 5250
EM6134		COOLER COVER GASKET	J918257	5120, 5130, 5140, 5150, 5230, 5240, 5250
EM6133		COOLER GASKET	3918174	7110, 7130, 7140, 7150, 7210, 7220, 7230, 7240, 7250, 8910, 8920, 8930, 8940, 8950, 9310, 9330, MX180, MX200, MX210, MX215, MX220, MX230, MX240, MX255, MX270, MX285



PART NUMBER	IMAGE	DESCRIPTIONS	CASE IH	MODELS
OIL SYSTEM				
EM4478		OIL PUMP	J906413	60XT, 70XT, 90XT, 95XT, 5120, 5130, 5140, 5150, 5220, 8820, 8825, 8830, 8840, 8860, 8870
EMOP122		OIL PUMP	3136429R5, 3136429R95	(238 D155 ENGINE), 248, 353, 383, 385, 395, 423, 433, 440, 454, 484, 485, 495, 523, 533, 540, 633, 640, 3210, 3220
EMOP145		OIL PUMP	1121034R91, 1127750R91, 3064060R91	(238 BD154 ENGINE), 354, 374, 384, 414, 434, 444, 3434, B250, B275, BD276
EMOP123		OIL PUMP	3136430R95	258, 288, 474, 574, 584, 585, 595, 624, 644, 645, 674, 684, 685, 695, 724, 733, 740, 743, 744, 745, 745S, 784, 785, 795, 824, 833, 840, 844, 844S, 845, 884, 885, 895, 940, 995, 3230, 4210, 4220, 4230, 4240
EMOP125		OIL PUMP	3136432R95	856
EMOP124		OIL PUMP	3136433R95	946, 955, 956, 1046, 1055, 1056
EM4480		OIL PUMP	J906415	1822, 1844, 2022, 2044, 7110, 7120, 7130, 7140, 7150, 7210, 7230, 7240, 7250, 9110, 9130, 9240, MX180, MX200, MX220
EM4479		OIL PUMP	J926203	(5130, 5140 01/90 ON), 5150, 5230, 5240, 5250
EMOP133		OIL PUMP	81868538	MXM155







PART NUMBER	IMAGE	DESCRIPTIONS	CASE IH	MODELS
EM5491		OIL COOLER	87453888	255
EM5490		OIL COOLER	J921558	5130, 5140, 5150, 5230, 5240, 5250, MX100, MX110, MX120, MX135, MX150, MX170
EM5489		OIL COOLER	J918292	5120, 5140, 5150, 5220
EM247		SUMP PLUG	81822147	MXM120, MXM130, MXM135, MXM140, MXM150
EM576		OIL CAP WITH CHAIN	3118164R1	475








PART NUMBER	IMAGE	DESCRIPTIONS	CASE IH	MODELS
MAIN BEARINGS				
EM1696		THRUST BEARING PAIR EM1696-010 EM1696-020 EM1696-030 EM1696-040	3055129R21	(238 D155 ENGINE), 248, 258, 288, 353, 383, 385, 395, 423, 433, 440, 454, 474, 484, 485, 495, 523, 533, 540, 574, 584, 585, 595, 624, 633, 640, 644, 645, 674, 684, 685, 695, 724, 733, 740, 743, 744, 745, 745S, 784, 785, 795, 824, 833, 840, 844, 844S, 845, 856, 884, 885, 895, 940, 946, 955, 956, 995, 1046, 1055, 1056, 1246, 1255, 1455, 3210, 3220, 3230, 4210, 4220, 4230, 4240
EM1695		MAIN BEARING PAIR EM1695-010 EM1695-020 EM1695-030 EM1695-040	3055130R21	(238 D155 ENGINE), 248, 258, 288, 353, 383, 385, 395, 423, 433, 440, 454, 474, 484, 485, 495, 523, 533, 540, 574, 584, 585, 595, 624, 633, 640, 644, 645, 674, 684, 685, 695, 724, 733, 740, 743, 744, 745, 745S, 784, 785, 795, 824, 833, 840, 844, 844S, 845, 856, 884, 885, 895, 940, 946, 955, 956, 995, 1046, 1055, 1056, 1246, 1255, 1455, 3210, 3220, 3230, 4210, 4220, 4230, 4240
EM5149STD		MAIN BEARING SET EM5149-010 EM5149-020 EM5149-030 EM5149-040 EM5149-050 EM5149-060	3064523R11, 708912R91, 708910R91	(238 BD154 ENGINE), 354, 374, 384, 414, 434, 444, 3434, B250, B275, BD276
EM5212SASTD		MAIN BEARING SET EM5212SA-010 EM5212SA-020 EM5212SA-030 EM5212SA-040 EM5212SA-050 EM5212SA-060	3118150R1	475
EM3323STD		MAIN BEARING SET EM3323-010 EM3323-020 EM3323-030 EM3323-040	K928541	580F, 580G
EM5388		THRUST BEARING PAIR EM5388-010 EM5388-020 EM5388-030 EM5388-040	A77406	1896, 2096, 5120, 5130, 5140, 5150, 5220, 5230, 5240, 5250, MX100, MX110, MX120, MX135, MX150, MX170






PART NUMBER	IMAGE	DESCRIPTIONS	CASE IH	MODELS
EM5387		MAIN BEARING PAIR EM5387-010 EM5387-020 EM5387-030 EM5387-040	A77405	1896, 2096, 5120, 5130, 5140, 5150, 5220, 5230, 5240, 5250, MX100, MX110, MX120, MX135, MX150, MX170
EM8155	NO IMAGE	MAIN BEARING SET EM8155-010 EM8155-020 EM8155-030 EM8155-040	3802010	5120, 5220
EM5722STD		MAIN BEARING SET EM5722-010 EM5722-020 EM5722-030 EM5722-040 EM5722-050 EM5722-060		B250 PRE 1958 WITH HALF FLANGE SHELL
EM3174-STD		MAIN BEARING SET EM3174-010 EM3174-020 EM3174-030 EM3174-040 EM3174-050 EM3174-060	700690R1, 700698R1	B450, BMD, BTD6, BTD1000, BWD6
EM8094- EM8093STD	NO IMAGE	ENGINE BEARING SET EM8094-EM8093-015 EM8094-EM8093-030		BD281 ENGINE
EM7492SA-STD		MAIN BEARING SET EM7492SA-010 EM7492SA-020	87790260	MXM155
EMW2157STD		THRUST WASHER SET EMW2157-010		475
EMW2201STD		THRUST WASHER SET EMW2201-005	K928542, K928543	580F, 580G


PART NUMBER	IMAGE	DESCRIPTIONS	CASE IH	MODELS
ROD BEARINGS				
EM1694		CON ROD BEARING PAIR EM1694-010 EM1694-020 EM1694-030 EM1694-040	3055351R91	(238 D155 ENGINE), 248, 258, 288, 353, 383, 385, 395, 423, 433, 440, 454, 474, 484, 485, 495, 523, 533, 540, 574, 584, 585, 595, 624, 633, 640, 644, 645, 674, 684, 685, 695, 724, 733, 740, 743, 744, 745, 745S, 784, 785, 795, 824, 833, 840, 844, 844S, 845, 884, 885, 895, 940, 946, 955, 956, 1046, 1055, 1056, 3210, 3220, 3230, 4210, 4220, 4230
EM5510		CON ROD BEARING PAIR EM5510-010 EM5510-020 EM5510-030	3144688R92	(238 D155 ENGINE), 248, 258, 288, 353, 383, 385, 395, 423, 433, 440, 454, 474, 484, 485, 495, 523, 533, 540, 574, 584, 585, 595, 624, 633, 640, 644, 645, 674, 684, 685, 695, 724, 733, 740, 743, 744, 745, 745S, 784, 785, 795, 824, 833, 840, 844, 844S, 845, 884, 885, 895, 940, 946, 955, 956, 1046, 1055, 1056, 3210, 3220, 3230, 4210, 4220, 4230
EM4297STD		CON ROD BEARING SET EM4297-010 EM4297-020 EM4297-030 EM4297-040 EM4297-050 EM4297-060	3070536R11, 3070546R91	(238 BD154 ENGINE), 354, 374, 384, 414, 434, 444, 3434, B250, B275, BD276
EM4438SASTD		CON ROD BEARING SET (SA MATERIAL) EM4438SA-010 EM4438SA-020 EM4438SA-030 EM4438SA-040 EM4438SA-050 EM4438SA-060		475
EM3049STD		CON ROD BEARING SET EM3049-010 EM3049-020 EM3049-030		580CKB
EM5389		CON ROD BEARING PAIR EM5389-010 EM5389-020 EM5389-040	A77465	5120, 5130, 5140, 5150, 5220, 5230, 5240, 5250, MX100, MX110, MX120, MX135, MX150, MX170








PART NUMBER	IMAGE	DESCRIPTIONS	CASE IH	MODELS
EM4205SA-STD		CON ROD BEARING SET EM4205SA-010 EM4205SA-020 EM4205SA-030 EM4205SA-040 EM4205SA-060	700666R1	B450, BMD, BTD6, BTD1000, BWD6
EM6669SA-STD		CON ROD BEARING SET EM6669SA-010 EM6669SA-020		MXM155



PART NUMBER	IMAGE	DESCRIPTIONS	CASE IH	MODELS
FUEL SYSTEM				
EM9131		FUEL CAP	536845R1, 538063R1	385, 395, 474, 484, 485, 495, 574, 584, 585, 595, 674, 684, 685, 695, 784, 785, 795, 884, 885, 895
EM4293		FUEL LIFT PUMP	1202938C92, 1202938C93	248, 258, 268, 288, 433, 440, 485, 485XL, 495, 495XL, 533, 540, 585, 585XL, 595, 595XL, 633, 640, 685, 685XL, 695, 695XL, 733, 785, 785XL, 795, 840, 885, 885XL, 895, 895XL, 940, 995XL, 3210, 3220, 3230, 4210, 4220, 4230, 4240
EM6705		FUEL LIFT PUMP	708294R93	354, 374, 384, 444, B250, B275, B414, BD276, BD434, BD3434
EM4886		FUEL LIFT PUMP	3055375R93, 3132697R92, B503521	454, 574, 674, 743, 743XL, 745, 745XL, 844, 844XL, 845, 845XL, 856, 856XL, 955, 955XL, 956, 956XL, 1055, 1055XL, 1056, 1255, 1255XL, 1455, 1455XL
EM8426		FUEL LIFT PUMP DOME TOP	3118234R91	475
EM063		FUEL LIFT PUMP	3118234R91	475
EM8914		FUEL LIFT PUMP WITH BOWL	K311939, K944997	580CKB
EM2040		FUEL LIFT PUMP	K311939, K944997	580F, 580G







PART NUMBER	IMAGE	DESCRIPTIONS	CASE IH	MODELS
EM5494		FUEL LIFT PUMP	84142216	1896, 2096, 5120
EM5495		FUEL LIFT PUMP	J396316	7210, 7230, 7240, 8910, 8920, MX180, MX200, MX220
EM752		FUEL LIFT PUMP	296265A1	CS48, CS52, CS58, CS63, CX50, CX60
EM4567		FUEL LIFT PUMP	295976A1, 427309A1	CX70, CX80, CX90, CX100, MX80, MX80C, MX90, MX90C, MX100, MX100C
EM5955		FUEL LIFT PUMP	3918076	MX210, MX230, MX240, MX255, MX270, MX285
EM938		FUEL LIFT PUMP REPAIR KIT	3066610R92	354, 374, 384, 444, B250, B275, B414, BD276, BD434, BD3434
EM937		FUEL LIFT PUMP REPAIR KIT	K262265	580F, 580G
EM9299	NO IMAGE	FUEL LIFT PUMP GASKET	3043370R1, 3043370R2	276, 238, 354, 364, 374, 384, 424, 434, 444, 2276, 2350, 2424, 2444, 3434, B414
EM6994	NO IMAGE	FUEL TAP	3064222R91	238, 276, 354, 364, 374, 384, 434, 444, 2276, 2300, 2350, B414

PART NUMBER	IMAGE	DESCRIPTIONS	CASE IH	MODELS
EM1302		FUEL BOWL	3069610R1	354, 374, 383, 384, 385, 423, 433, 444, 454, 474, 475, 484, 533, 553, 574, 584, 585, 585XL, 633, 644, 654, 674, 684, 685, 685XL, 724, 733, 744, 784, 785, 785XL, 824, 833, 844, 844XL, 884, 885, 885XL, 946, 955, 955XL, 1046, 1055, 1055XL, B275, B414, BD276, BD434, BD3434
EM6699		FUEL BOWL	705887R1	B250, B275
EM8938		FUEL BOWL SEAL	705886R1	B250, B275
EM1172		FUEL INJECTOR LEAK OFF PIPE	3118263R1	475
EM8439	NO IMAGE	INJECTOR SLEEVE	3055344R1	238, 248, 258, 268, 288, 323, 353, 383, 385, 395, 423, 433, 440, 453, 454, 464, 474, 484, 485, 485XL, 495, 495XL, 523, 533, 540, 544, 553, 554, 574, 584, 585, 585XL, 595, 595XL, 624, 633, 640, 644, 645, 654, 674, 684, 685, 685XL, 695, 695XL, 724, 733, 734, 740, 743, 743XL, 744, 745S, 745XL, 833, 840, 844S, 845, 845XL, 884, 885, 885XL, 895, 895XL, 940, 946, 955, 955XL, 956, 956XL, 1046, 1055, 1055XL, 1056, 1056XL, 2400, 3210, 3220, 3230, 4210, 4230
EM6153		INJECTOR SLEEVE SEAL	3909886	225, 250, 255, 280, 310, 335, 5120, 5130, 5140, 5220, 5230, 5240, 5250, 7110, 7120, 7130, 7140, 7150, 7210, 7220, 7230, 7240, 7250, 8910, 8920, 8930, 8940, 8950, 9310, 9330, MX180, MX200, MX210, MX215, MX220, MX240, MX255, MX270

PART NUMBER	IMAGE	DESCRIPTIONS	CASE IH	MODELS
EM1563		GLOW PLUG SPADE TERMINAL	218349A1, 3112805R91, 3118299R1, A77616, K928523, K928528	238, 248, 258, 268, 288, 385, 395, 395XL, 454, 474, 475, 484, 485, 485XL, 495, 495XL, 574, 580F, 580G, 584, 585, 585XL, 595, 595XL, 674, 684, 685, 685XL, 695, 695XL, 784, 785, 785XL, 795, 884, 885, 885XL, 895, 895XL, 995XL, 3210, 3220, 3230, 4210, 4220, 4230, 4240, 5120, 5130, 5140, 5150, 5220, 5230, 5240, 5250, CX70, CX80, CX90, CX100, MX80, MX80C, MX90, MX90C, MX100, MX100C, MX110, MX120, MX135

PART NUMBER	IMAGE	DESCRIPTIONS	CASE IH	MODELS
TIMING				
EM7826		CAMSHAFT	3063934R1	354, 374, 384, 444, B275, B414, BD276, BD434, BD3434
EM1203		CAMSHAFT	3118218R1	475
EM5398		CAMSHAFT	J929042	5120, 5130, 5140, 5150, 5230, 5240, 5250
EM5481		CAMSHAFT	J914638	5120, 5220
EM8707	NO IMAGE	CAMSHAFT	2855487	(MAXXUM 110, MAXXUM 120, MAXXUM 130 TIER 3 AFTER 11/90)
EM8691	NO IMAGE	CAMSHAFT	3954099	(MAXXUM 115, MAXXUM 125, MAXXUM 140 TIER 3)
EM1839		CAMSHAFT BUSH	3118144R1	475
EM4885S		CAMSHAFT BUSH SET	1806820C1 x4, 3055008R2 x1	574, 674, 684, 685, 695, 724, 743, 744, 745S, 784, 785, 795, 824, 833, 840, 856XL, 940, 4210, 4220
EM8012S		CAMSHAFT BUSH SET	1806820C1 x6, 3055008R2 x1	946, 955, 956, 1046, 1055, 1056

PART NUMBER	IMAGE	DESCRIPTIONS	CASE IH	MODELS
EM5487		CAMSHAFT BUSH PAIR	J901306	1896, 2096, 5120, 5130, 5140, 5150, 5220, 5230, 5240, 5250, MX100, MX110, MX120, MX135, MX150, MX170
EM1211		CAMSHAFT GEAR	795668R1	475



PART NUMBER	IMAGE	DESCRIPTIONS	CASE IH	MODELS
FILTRATION				
EM921		FUEL FILTER ASSY		354, 374, 444, 454, BD3434
EM2072		TWIN FUEL FILTER ASSY		433, 533, 574, 584, 585, 585XL, 633, 644, 674, 684, 685, 685XL, 733, 743, 743XL, 744, 745, 745XL, 784, 785, 785XL, 833, 844, 844XL, 884, 885, 885XL, 946, 955, 955XL, 1046, 1055, 1055XL
EM4650		SINGLE FUEL FILTER HEAD 1/2" UNF		354, 374, 444, 454, BD3434
EM2074		TWIN FUEL FILTER HEAD 1/2" UNF		433, 533, 574, 584, 585, 585XL, 633, 644, 674, 684, 685, 685XL, 733, 743, 743XL, 744, 745, 745XL, 784, 785, 785XL, 833, 844, 844XL, 884, 885, 885XL, 946, 955, 955XL, 1046, 1055, 1055XL
EM6901		FUEL FILTER BOSCH TYPE	1931128, 218100A1, 3131428R1, 3132428R1, 3132428R2, 3132438R91, 3136187R91, 3136428R91, 3213793R91, 3213794R91, 3218793R91, 3218794R91	238, 248, 258, 268, 288, 323, 353, 383, 385, 423, 433, 440, 454, 484, 485, 485XL, 495, 495XL, 533, 540, 574, 584, 585, 585XL, 595, 595XL, 633, 640, 644, 684, 685, 685XL, 695, 695XL, 733, 740, 743, 743XL, 744, 745S, 745XL, 784, 785, 785XL, 795, 795XL, 833, 840, 844, 844S, 844XL, 845, 845XL, 856, 856XL, 884, 885, 885XL, 895, 895XL, 940, 946, 955, 955XL, 956, 956XL, 995XL, 1046, 1055, 1055XL, 1056, 1056XL, 1246, 1255, 1255XL, 1455, 1455XL, 3210, 3220, 3230, 4210, 4220, 4230, 4240, BD276, CX70, CX80, CX90, CX100, MX80C, MX90C, MX100, MX100C, MX110
EM1221		FUEL FILTER EM1221-BULK 60pcs	K960911	323, 354, 374, 383, 384, 385, 423, 433, 444, 454, 474, 475, 484, 485, 485XL, 533, 553, 574, 580, 580F, 580G, 584, 585, 585XL, 633, 644, 654, 674, 684, 685, 685XL, 724, 733, 743, 743XL, 744, 784, 785, 785XL, 824, 833, 844, 844XL, 884, 885, 885XL, 946, 955, 955XL, 1046, 1055, 1055XL, 1246, B414, BD275, BD276, BD414, BD434, CX50, CX60








PART NUMBER	IMAGE	DESCRIPTIONS	CASE IH	MODELS
EM8584		FUEL FILTER SPIN-ON TYPE	1133493R1, 3218793R91, 3843760, J286503, J843760, J903202, J931062	433, 523, 685XL, 724, 733, 743, 743XL, 744, 745, 745XL, 833, 845, 946, 955, 955XL, 956, 956XL, 1046, 1055, 1055XL, 1056XL, 1246, 1455, 5120, 5130, 5140, 5150, 5230, 5240, 5250, 8850, 8860, 8870
EM8482		FUEL FILTER INLINE AUXILIARY TANK FILTER	A184963	7110, 7120, 7130, 7140, 7150
EM7612		FUEL FILTER	31944, 704640R91	B250, B275
EM1858		FUEL FILTER		CS78, CS86, CS94, CS100, CS110, CS120, CS130, CS150
EM9272		FUEL SEPARATOR FILTER	87840591	CS80, CS90, CS100, CS120, CS130, CS150
EM8517		FUEL SEPARATOR FILTER	1930581, 1931163, 84217953	JX55, JX60, JX70, JX70U, JX75, JX80, JX80U, JX85, JX90, JX95, JX100U
EM8731	NO IMAGE	FUEL FILTER	4897833	MAXXUM 100, MAXXUM 110, MAXXUM 115, MAXXUM 120, MAXXUM 125, MAXXUM 130, MAXXUM 140
EM8905		OIL FILTER SPIN-ON TYPE	3136046R91, 3136046R93	238, 248, 258, 268, 288, 385, 454, 484, 485, 485XL, 574, 584, 656, 684, 685, 685XL, 756, 784, 785, 785XL, 856, 884, 885, 2400, 2500, 2706, 2756, 3088, 3210, 3220, 3230, 3288, 4210, 4220, B275
EM5813		OIL FILTER CARTRIDGE TYPE	3110452R1, 3110452R91	238, 354, 374, 384, 444, B275, B414, BD276, BD434, BD3434

PART NUMBER	IMAGE	DESCRIPTIONS	CASE IH	MODELS
EM8937		OIL FILTER	3110452R91, 376364R91	354, 364, 374, 384, 444, 844, B250, B275, B414
EM8430		OIL FILTER	K902125, K902321	580CKB
EM2171		OIL FILTER SPIN-ON TYPE	3116609R92, 3136046R93	856, 856XL, 885, 885XL, 895, 895XL, 955XL, 956, 956XL, 995XL, 1046, 1055, 1055XL, 1056, 1056XL, 1246, 1255, 1255XL, 1455, 1455XL, 4230, 4240
EM8578		OIL FILTER	J908615, J937345	1640, 1644, 1800, 1822, 1896, 2022, 2096, 5130, 5140, 5150, 5230, 5240, 5250
EM8596		OIL FILTER	J919562	7110, 7120, 7130, 7140, 7210, 7220, 7230, 7240, 7250, 8910, 8920, 8930, 8940, 8950, 9150, 9210, 9230, 9240, 9250, 9260, 9270, 9280, 9310, 9330, 9350, 9370, 9380, 9390
EM2305		OIL FILTER SPIN-ON TYPE	3118119R1	CX50, CX60, CX70
EM2170		OIL FILTER SPIN-ON TYPE	3214797R1	CX80, CX90, CX100, MX80C, MX90C, MX100, MX100C, MX110
EM6430		OIL FILTER SPIN-ON TYPE	1909102	JX55, JX65, JX75, JX85, JX95
EM9300	NO IMAGE	OIL FILTER HOUSING GASKET	706592R1, 706592R2, 706592R3	276, 354, 424, 444, 2276, 2300, 2424, 2444, 3434, B275, B414







PART NUMBER	IMAGE	DESCRIPTIONS	CASE IH	MODELS
EM5347		INNER AIR FILTER	3115569R2, 3125253R1	238, 248, 258, 268, 288, 385, 395, 395XL, 440, 484, 485, 485XL, 495, 495XL, 540, 584, 585, 585XL, 595, 595XL, 640, 684, 685, 685XL, 695, 695XL, 740, 784, 785, 785XL, 795, 795XL, 840, 885, 885XL, 895, 895XL, 940, 3210, 3220, BD276
EM8883		INNER AIR FILTER	1909694, 3135188R1, 3153188R1, N8153	5120, 5130, 5140, 5220, 5230, 5240, MX80, MX80C, MX90, MX90C, MX100, MX100C, MX110
EM9034		INNER AIR FILTER	1930590, 222422A1	CX70, CX80, CX90
EM2176		OUTER AIR FILTER RETAINED BY WING NUT	1909139, 3035558R1, 3125199R2, 3133241R1, 384812R93	238, 248, 258, 268, 288, 385, 395, 395XL, 440, 484, 485, 485XL, 495, 495XL, 540, 584, 585, 585XL, 595, 595XL, 640, 684, 685, 685XL, 695, 695XL, 740, 784, 785, 785XL, 795, 795XL, 840, 885, 885XL, 895, 895XL, 940, 3210, 3220, BD276
EM2177		OUTER AIR FILTER RETAINED BY WIRE CLAMP	114596C91, 529854R2	454, 474, 475, 484, 574, 584, 585, 674, 684, 784, 785
EM8464		OUTER AIR FILTER	3226416R1	955, 955XL, 956, 956XL, 1055, 1055XL, 1056, 1056XL, 1255, 1255XL, 1455, 1455XL
EM8882		OUTER AIR FILTER	87704240, D56453	5120, 5130, 5140, 5220, 5230, 5240
EM8448		OUTER AIR FILTER	1930589, 222421A1, 87682989, 87682993	CX70, CX80, CX90



PART NUMBER	IMAGE	DESCRIPTIONS	CASE IH	MODELS
EM9043		HYDRAULIC FILTER HEAD	5129631	AVJ55, AVJ60, AVJ70, VJ60, VJ70, VJ80
EM6611		HYDRAULIC FILTER	133736C1, 530144R92, 65126C92	248, 385, 454, 475, 484, 485, 485XL, 574, 584, 585, 585XL, 595XL, 674, 684, 685, 685XL, 784, 785, 785XL, 884, 885, 885XL, BD276
EM6881		HYDRAULIC FILTER 70mm	K920522	885, 885XL
EM4656		HYDRAULIC FILTER	402652A1, 47131180	MX210, MX220, MX230, MX240, MX255, MX270, MX285
EM580		HYDRAULIC FILTER	1931173	MXM120, MXM130, MXM135, MXM140, MXM150, MXM155, MXM165, MXM180
EM7408		POWER STEERING FILTER	A30834, A42242, G45307	480B, 480C, 480CK, 480D, 480L, 580B, 580C, 580CK, 580D
EM2180		POWER STEERING FILTER	K262979, K964954	580F, 580G
EM5856		AIR BREATHER	3049701R91	354, 384, B414



PART NUMBER	IMAGE	DESCRIPTIONS	CASE IH	MODELS
EM6079		WATER SEPERATOR FILTER	1822627C1, 690171C1, A151931, A77544	258, 268, 288, 440, 495, 495XL, 540, 584, 585, 585XL, 595, 595XL, 633, 640, 644, 685, 685XL, 695, 695XL, 733, 740, 743, 743XL, 744, 745S, 745XL, 785, 785XL, 795, 795XL, 833, 840, 844, 844S, 844XL, 845, 845XL, 856, 856XL, 885, 885XL, 895, 895XL, 940, 946, 955, 955XL, 995XL, 1055, 1055XL, 1056, 1056XL, 1246, 1255, 1255XL, 1455, 1455XL, 3210, 3220, 3230, 4210, 4220, 4230, 4240
EM8199		PRECLEANER	706959R2	2276, B275, B414

PART NUMBER	IMAGE	DESCRIPTIONS	CASE IH	MODELS
ENGINE BUSHES				
EM4476		SMALL END BUSH 39.9 x 35.4 x 33.8mm	3132018R2	(238 D155 ENGINE), 248, 258, 288, 353, 383, 385, 395, 423, 433, 440, 454, 474, 484, 485, 495, 523, 533, 540, 574, 584, 585, 595, 624, 633, 640, 644, 645, 674, 684, 685, 695, 724, 733, 740, 743, 744, 745, 745S, 784, 785, 795, 824, 833, 840, 844, 844S, 845, 884, 885, 895, 940, 946, 955, 956, 1046, 1055, 1056, 3210, 3220, 3230, 4210, 4220, 4230
EM4490		SMALL END BUSH 29.3 x 27.6 x 30.8mm	3043611R1, 3043611R93, 711045R1	(238 BD154 ENGINE), 354, 374, 384, 414, 434, 444, 3434, B250, B275, BD276
EM3691		SMALL END BUSH 36.7 x 31.5 x 37.1mm	K31669	580K
EM550		SMALL END BUSH 39 x 34.6 x 33.7mm	795775R1	784
EM4929		SMALL END BUSH 43.2 x 39.3 x 37.3/24.1mm	J901085	1840, 5120, 5130, 5140, 5150, 5220, 5230, 5240, 5250
EM4924		SMALL END BUSH 49 x 45 x 44.6/24.6mm	J913990	7110, 7120, 7130, 7140, 7150, 7210, 7220, 7230, 7240, 7250, 8910, 8920, 8930, 8940, 8950, 9310, 9330, MX180, MX200, MX210, MX220, MX240, MX255, MX270
EM2560		SMALL END BUSH 42.2 x 38.2 x 43.8mm		CX70, CX80, CX90, CX100, MX80C, MX90C, MX100C

PART NUMBER	IMAGE	DESCRIPTIONS	CASE IH	MODELS
WATER PUMP				
EM3822		WATER PUMP	J286277	85XT, 90XT, 95XT, 5120, 5130, 5140, 5150, 5220, 5230, 5240, 5250
EM2554		WATER PUMP 98mm IMPELLER	3136053R91, 3136053R92, 3136053R93	(238 D155 ENGINE), 248, 258, 268, 385, 395, 395XL, 454, 474, 484, 485, 485XL, 495, 495XL, 574, 584, 585, 585XL, 595, 595XL, 674, 684, 685, 685XL, 695, 695XL, 784, 785, 785XL, 795, 3210, 3220, 3230, 4210, 4220
EMWP620		WATER PUMP 112mm IMPELLER	3132739R93, 3132739R94	(238 D155 ENGINE), 248, 353, 383, 385, 395, 454, 474, 484, 485, 495, 574, 584, 585, 595, 674, 684, 685, 695, 784, 785, 795, 884, 885, 895, 995, 3210, 3220, 3230, 4210, 4220, 4230, 4240
EM1805		WATER PUMP WITH ALTERNATOR	3065132R92, 3119778R92, 703820R95	(238 BD154 ENGINE), 354, 374, 384, 414, 434, 444, 3434, B250, B275, BD276
EM4055		WATER PUMP WITH DYNAMO	3065132R92, 3119778R92, 703820R95	(238 BD154 ENGINE), 354, 374, 384, 414, 434, 444, 3434, B250, B275, BD276
EM3819		WATER PUMP	716410R99, 718891R97, B509413	323
EM3816		WATER PUMP 98mm IMPELLER	3136217R92, 3136217R93	423, 433, 440, 523, 533, 540, 624, 633, 640, 644, 645, 724, 733, 740, 824
EMWP607		WATER PUMP		475

PART NUMBER	IMAGE	DESCRIPTIONS	CASE IH	MODELS
EM3817		WATER PUMP 112mm IMPELLER WITHOUT AIR COMPRESSOR	3132738R94, 3132741R94, 3138936R93, 3144456R93	743, 744, 745, 833, 840, 856, 940, 946, 955, 956, 1046, 1055, 1056, 1246, 1255
EM3818		WATER PUMP 112mm IMPELLER WITH AIR COMPRESSOR	3132676R93, 3132676R94	946, 955, 956, 1046, 1055, 1056, 1246, 1255
EM3823		WATER PUMP 112mm IMPELLER WITH AIR CONDITIONING	3144661R93, 3144661R94	956, 1056, 1246, 1255
EM3821		WATER PUMP	A77579	7210, 7230, 7240, 7250, 8910, 8920, 8930, 8940, 8950, MX180, MX200, MX220, MX240, MX270
EMWP100		WATER PUMP	311781A1	C70, C80, C90, CX70, CX80, CX90, CX100, MX80C, MX90C, MX100C
EM6978		WATER PUMP	299671A1	CS86
EM8721	NO IMAGE	WATER PUMP	3800984	MAXXUM 100, MAXXUM 110, MAXXUM 115, MAXXUM 120, MAXXUM 125, MAXXUM 130, MAXXUM 140
EM7611	NO IMAGE	WATER PUMP TUBE	3065123R1	238, 276, 354, 364, 374, 384, 424, 434, 444, 2276, 2300, 2350, 2424, 3434

PART NUMBER	IMAGE	DESCRIPTIONS	CASE IH	MODELS
WATER PUMP REPAIR KITS				
EM2181		WATER PUMP REPAIR KIT	3055285R92, 3055285R94	238, 743, 743XL, 744, 745S, 745XL, 824, 833, 840, 844, 844S, 844XL, 845XL, 856, 856XL, 884, 885, 885XL, 895, 895XL, 940, 946, 955, 955XL, 956, 956XL, 985XL, 995XL, 1046, 1055, 1055XL, 1056, 1255, 1255XL, 1455, 1455XL, 4230, 4240
EM7616		WATER PUMP REPAIR KIT	3106564R91	276, 354, 364, 374, 434, 444, 2276, 2300, 2350

PART NUMBER	IMAGE	DESCRIPTIONS	CASE IH	MODELS
RADIATORS				
EM8932		RADIATOR	1082414R91	434, 444, B275, B414
EM6106		RADIATOR PAD	704520R1	2276, B275, B414






PART NUMBER	IMAGE	DESCRIPTIONS	CASE IH	MODELS
RAD CAPS & THERMOSTAT				
EM3875		RADIATOR CAP 10lbs	1500626C92, 1536473C91, 532029R1, 532673R1	238, 248, 258, 268, 288, 385, 395, 454, 474, 484, 485, 495, 574, 584, 585, 595, 674, 684, 685, 695, 784, 785, 795, 884, 885, 895, 3210, 3220, 3230, 4210, 4220, 4230, 4240
EM3876		RADIATOR CAP 7lbs	3134146R1	323, 353, 383, 423, 433, 440, 523, 533, 540, 624, 633, 640, 644, 645, 654, 724, 733, 740, 743, 743XL, 744, 745, 745S, 745XL, 824, 833, 840, 844, 844S, 844XL, 845, 845S, 845XL, 856, 856XL, 946, 955, 955XL, 956, 956XL, 1046, 1055, 1055XL, 1056, 1246, 1255, 1255XL, 1455, 1455XL
EM3870		RADIATOR CAP 7lbs	3111424R91	374, 444, B250, B275, B414, B434, BD276, BD434
EM3877		RADIATOR CAP 13lbs		AVJ55, AVJ60, AVJ70, JX55, JX60, JX65, JX70, JX75, JX80, JX85, JX90, JX95, JX100U, JX1060, JX1070, JX1075, JX1080, JX1090, JX1095C, JX1100U, VJ60, VJ70, VJ80
EM5492		THERMOSTAT	J928639	7210, 7220, 7230, 7240, 7250, 8910, 8920, 8930, 8940, 8950, 9310, 9330, MX180, MX200, MX220, MX240, MX270
EM4888		THERMOSTAT 82°C 180°F	3059676R1, 3059676R91, 3059676R92, 3228046R1, 3228046R2, 3228046R3	238, 248, 258, 268, 288, 323, 353, 383, 385, 395, 395XL, 423, 433, 440, 454, 474, 484, 485, 485XL, 495, 495XL, 523, 533, 540, 553, 554, 574, 584, 585, 585XL, 595, 595XL, 624, 633, 640, 644, 645, 654, 674, 684, 685, 685XL, 695, 695XL, 724, 733, 740, 743, 743XL, 744, 745, 745S, 745XL, 784, 785, 785XL, 795, 824, 833, 840, 844, 844S, 844XL, 845, 845S, 845XL, 856, 856XL, 884, 885, 885XL, 895, 895XL, 946, 955, 955XL, 956, 956XL, 985XL, 995XL, 1046, 1055, 1055XL, 1056, 1246, 1255, 1255XL, 1455, 1455XL, 3210, 3220, 3230, 4210, 4220, 4230, 4240
EM7077		THERMOSTAT 82°C 180°F WITH JIGGLE PIN	3042303R92, K208039	238, 354, 374, 384, 444, 580, 580F, 580G, B250, B275, B276, B414, B434



PART NUMBER	IMAGE	DESCRIPTIONS	CASE IH	MODELS
EM997		THERMOSTAT 82°C 180°F	3042303R92, K208039	238, 354, 374, 384, 444, 580, 580F, 580G, B250, B275, B276, B414, B434
EM1055		THERMOSTAT 77°C - 81°C 170°F - 179°F	3118127R1	475
EM7711		THERMOSTAT 77°C	K200831, K900368	580CKB
EM5493		THERMOSTAT 76°C 2 JIGGLE PINS	A77736	2096, 5120, 5130, 5140, 5220, 5230, 5240, 5250, MX100, MX110, MX120, MX135, MX150, MX170
EM4290		THERMOSTAT 82°C 180°F	153618356, 218039A1	CX70, CX80, CX90, CX100, MX80, MX80C, MX90, MX90C, MX100, MX100C
EM1784		THERMOSTAT O RING 2 1/8" x 3/32"	2385138, K68951	580F, 580G
EM3939		THERMOSTAT HOUSING	4661543	JX55, JX60, JX65, JX70, JX75, JX80, JX85, JX90, JX95, JX1060, JX1070, JX1075

PART NUMBER	IMAGE	DESCRIPTIONS	CASE IH	MODELS
HOSES				
EM9317	NO IMAGE	TOP HOSE	1502065C1	238, 248, 385, 395, 484, 485, 485XL, 495, 495XL, 585, 585XL
EM9418		TOP HOSE	3112067R1	238, 354, 374, 384, 444
EM2521		TOP HOSE	402207R1	258, 268, 288, 474, 574, 584, 585, 585XL, 595, 595XL, 674, 684, 685, 685XL, 695, 695XL, 784, 785, 785XL, 884, 885, 885XL, 895, 895XL
EM9408		TOP HOSE	3134506R1	353, 383, 423, 453, 733, 740, 833, 840, 844XL, 845XL, 940
EM2524		TOP HOSE	402191R1	385, 454, 484
EM2533		TOP HOSE	3148117R1	433, 440, 533, 540, 640
EM2536		TOP HOSE	3116665R2	475
EM9412		TOP HOSE	3134507R1	553, 624, 644, 654, 724, 743, 743XL, 744, 745S, 745XL, 824, 844, 844S, 844XL, 845, 845XL, 856, 856XL
EM9401		TOP HOSE	84496C1	585XL, 595XL, 685XL, 695XL, 785XL, 795XL, 885XL, 895XL, 995XL, 3230, 4210, 4220, 4230






PART NUMBER	IMAGE	DESCRIPTIONS	CASE IH	MODELS
EM7775		TOP HOSE	3220434R1	955, 955XL, 956, 956XL, 1055, 1055XL, 1056, 1246, 1255, 1255XL, 1455, 1455XL
EM2520		TOP HOSE	704289R2	B275 TO 46506
EM2529		TOP HOSE	3065130R1	B275 FROM 46507
EM2522		TOP HOSE	3065129R1	B276, (B414 FROM 30925), B434
EM2523		TOP HOSE	3042414R1	B414 TO 30924
EM2527		BOTTOM HOSE	402189R1	(238 D155 ENGINE), 248, 385, 395, 395XL, 454, 484, 485, 485XL, 495, 495XL
EM2526		BOTTOM HOSE	3044009R1	(238 BD154 ENGINE), 354, 374, 384, 444, B250, B276, B414, B434
EM9410		BOTTOM HOSE	84497C1, 84497C2	238, 585XL, 595XL, 685XL, 695XL, 785XL, 795XL, 885XL, 895XL, 985XL, 995XL, 3210, 3220, 3230, 4210, 4220, 4230, 4240
EM2525		BOTTOM HOSE	402205R1	258, 268, 288, 474, 574, 584, 585, 585XL, 595, 595XL, 674, 684, 685, 685XL, 695, 695XL, 784, 785, 785XL, 795, 884, 885, 885XL, 895XL

PART NUMBER	IMAGE	DESCRIPTIONS	CASE IH	MODELS
EM2528		BOTTOM HOSE	3220435R1	955, 955XL, 956, 956XL, 1055, 1055XL, 1056, 1246
EM2534		BOTTOM HOSE	704287R2	B275
EM2530		INLET HOSE	3144028R1	238, 248, 258, 268, 288, 385, 395, 395XL, 474, 484, 485, 485XL, 495, 495XL, 584, (585, 585XL, 685, 685XL, 785, 785XL, 885, 885XL WITHOUT AIR CON), 595, 595XL, 684, 695, 695XL, 784, 795, 884, 895, 895XL, 995XL, 3210, 3220, 3230, 4210, 4220, 4230, 4240
EM2532		INLET HOSE	3132719R1	323, 353, 383, 423, 433, 440, 533, 540, (585, 585XL, 685, 685XL, 785, 785XL, 885, 885XL WITH AIR CON), 624, 644, 654, 740, 946, 955, 955XL, 985XL, 1046
EM2531		INLET HOSE	3132144R1	454, 574, 674
EM2519		BY PASS HOSE	3065127R91, 3065127R1	238, 354, 374, 384, 444, B250, B275, B276, B414, B434







PART NUMBER	IMAGE	DESCRIPTIONS	CASE IH	MODELS
FAN BELTS				
EM3042		FAN BELT 13mm x 1550mm	3129140R1	238, 248, 258, 268, 288, 385, 395, 395XL, 474, (485XL FROM 712), 495, 495XL, 574, 584, 585, 585XL, 595, 595XL, 674, 684, 685, 685XL, 695, 695XL, 784, 785, 785XL, 795, 884, 885, 885XL, 895, 895XL, (985XL, 995XL, 4220, 4230 ALTERNATOR BELT), 3210, 3220, 3230, 4210
EM7887		FAN BELT 12.5mm x 1300mm	3055715R1	323, 353, 383, 423, 433, 475, (523, 553, 654, 724, 824 11amp DYNAMO), 533, 624, 633, 644, 744, 744S, 833, 844, 844XL, 933
EM5503		DYNAMO BELT 13mm x 787mm	704449R1, 709449R1	354, 374, 384, 444, B250, B275, B276, B414, B434
EM3041		FAN BELT 17mm x 914mm	709502R1	354, 374, 384, 444, B275, B276, B414, B434
EM3039		FAN BELT 13mm x 1575mm	3129139R1	484, 485, (485XL TO 711)
EM3043		FAN BELT 13mm x 1425mm	3138935R1, 3218952R1	(946, 955, 955XL, 956, 956XL, 1056XL, 1255, 1255XL, 1455, 1455XL LESS COMPRESSOR)
EM3027		FAN BELT 13mm x 1200mm	3228279R1	(1056XL LESS AIR CON), (1255XL, 1455XL WITH AIR CON)
EM6361		FAN BELT	3289179	MX180, MX200, MX220, MX240, MX270


PART NUMBER	IMAGE	DESCRIPTIONS	CASE IH	MODELS
EM5111		BELT TENSIONER	J914086	1896, 2096, 5120, 5130, 5140, 5150, 5220, 5230, 5240, 5250, 7110, 7130, 7140, 7150, 7210, 7220, 7230, 7240, 7250, 9310, 9330
EM9038		BELT TENSIONER	87801838	MXM120, MXM130, MXM135, MXM140, MXM150, MXM155, MXM165, MXM175, MXM180, MXM190
EM8720	NO IMAGE	BELT TENSIONER	4898548	MAXXUM 100, MAXXUM 110, MAXXUM 115, MAXXUM 120, MAXXUM 125, MAXXUM 130, MAXXUM 140








PART NUMBER	IMAGE	DESCRIPTIONS	CASE IH	MODELS
HYDRAULIC PUMP				
EM3111		HYDRAULIC PUMP	308873A1, 93835C91, 93835C92	238, 248, 258, 268, 288, 385, 395, 395XL, 454, 474, 475, 484, 485, 485XL, 495, 495XL, 574, 584, 585, 585XL, 595, 595XL, 674, 684, 685, 685XL, 695, 695XL, 784, 785, 785XL, 795, 884, 885, 885XL, 895, 895XL, 995XL, 3210, 3220, 3230, 4210, 4220, 4230, 4240, CX50, CX60, CX70, CX80, CX90, CX100
EM1900		HYDRAULIC PUMP	704330R95	354, 374, 384, 444, 3434, B275, B276, B414, B434
EM7822		HYDRAULIC PUMP	3223932R93, 3229392R93	955, 955XL, 956, 956XL, 1055, 1055XL, 1056
EM9076		HYDRAULIC PUMP		AVJ55, AVJ60, AVJ70, JX55, JX60, JX65, JX70, JX75, JX80, JX90, JX95, VJ60, VJ70, VJ80
EM8797		HYDRAULIC PUMP GEAR	4769592	JX60, JX70, JX80, JX90, JX95
EM9315	NO IMAGE	HYDRAULIC CONTROL ISOLATOR VALVE	3045102R21, 3067148R91	238, 276, 354, 364, 384, 424, 434, 444, 2300, 2350, 2424, 2444, 3434, B414
EM9305	NO IMAGE	HYDRAULIC PUMP CONTROL VALVE GASKET	704625R1, 704625R3, 704625R4	276, 434, B275
EM9297		HYDRAULIC CONTROL VALVE BODY GASKET	3044437R2, 3044437R3	238, 276, 354, 364, 374, 384, 424, 434, 444, 2300, 2350, 2424, 2444, 3434







PART NUMBER	IMAGE	DESCRIPTIONS	CASE IH	MODELS
HYDRAULIC PUMP REPAIR KIT				
EM7889		O RING 3/32" x 11/16"	238-6115, 2386115	238, 248, 258, 268, 288, 385, 395, 395XL, 454, 474, 475, 484, 485, 485XL, 495, 495XL, 574, 584, 585, 585XL, 595, 595XL, 674, 684, 685, 685XL, 695, 695XL, 784, 785, 785XL, 795, 884, 885, 885XL, 895, 895XL, 995XL, 3210, 3220, 3230, 4210, 4220, 4230, 4240, CX50, CX60, CX70, CX80, CX90, CX100
EM7890		O RING 3/32" x 3/4"	237-6010, 2376010, 238-6116, 2386116	354, 374, 384, 444, 3434, B275, B276, B414, B434
EM7892		O RING 3/32" x 7/8"	238-6118, 2386118	354, 374, 384, 444, 3434, B275, B276, B414, B434
EM7874		O RING KIT	3067990R91	434
EM7557		BANJO BOLT	3070324R1	238, 276, 354, 364, 374, 384, 434, 444, 2276, 2300, 2350, 3434





PART NUMBER	IMAGE	DESCRIPTIONS	CASE IH	MODELS
HYDRAULIC LIFT				
EM7556	NO IMAGE	CONTROL VALVE	3069236R97	444, 2350
EM9308	NO IMAGE	DRAFT CONTROL PLUNGER SHAFT	751512R1	238, 276, 354, 364, 374, 384, 424, 434, 444, 2300, 2350, 2424, 2444, 3434, B414
EM9309	NO IMAGE	DRAFT CONTROL SPINDLE PIN	751509R3, 751509R4	238, 276, 354, 364, 374, 384, 424, 434, 444, 2300, 2350, 2424, 2444, 3434, B414
EM9310	NO IMAGE	DRAFT CONTROL SPINDLE PIN RING	3064872R1	238, 276, 354, 364, 374, 384, 424, 434, 444, 2300, 2350, 2424, 2444, 3434, B414
EM8764		SENSOR SHAFT BEARING	5116244	JX55, JX60, JX65, JX70, JX75, JX80, JX90, JX95, JX1070U, JX1080U, JX1090U, VJ60, VJ70, VJ80
EM8767		SENSOR SHAFT BUSH	5116245	L60, L75, L85, L95
EM5605		SENSOR SHAFT SEAL	47124792	JX60, JX70, JX75, JX80, JX90, JX95, JX1070U, JX1080U, JX1090U
EM9307	NO IMAGE	HYDRAULIC LIFT PISTON	3044376R92, 3044376R93	238, 276, 354, 364, 374, 384, 424, 434, 444, 2300, 2350, 2424, 2444, 3434, B414
EM8438		HYDRAULIC LIFT PISTON O RING	3072018R1, 3109731R1	276, 374, 384, 434, 444, 3434, B275, B414


PART NUMBER	IMAGE	DESCRIPTIONS	CASE IH	MODELS
EM2720		HYDRAULIC PISTON SEAL 3/16" x 3 1/8"	2386338, 238-6338	238, 248, 258, 268, 288, 385, 395, 395XL, 454, 474, 475, 484, 485, 485XL, 495, 495XL, 574, 584, 585, 585XL, 595, 595XL, 674, 684, 685, 685XL, 695, 695XL, 784, 785, 785XL, 795, 884, 885, 885XL, 895, 895XL, 995XL, 3210, 3220, 3230, 4210, 4220, 4230, 4240, CX50, CX60, CX70, CX80, CX90, CX100
EM448		HYDRAULIC LIFT PISTON BACK UP WASHER	375936R1	288, 385, 395, 395XL, 454, 474, 475, 484, 485, 485XL, 495, 495XL, 574, 584, 585, 585XL, 595, 595XL, 674, 684, 685, 685XL, 695, 695XL, 784, 785, 785XL, 795, 884, 885, 885XL, 895, 895XL, 995XL, 3210, 3220, 3230, 4210, 4220, 4230, 4240, CX50, CX60, CX70, CX80, CX90, CX100
EM1179		HYDRAULIC PISTON SEAL 3/16" x 2 5/8"	381871R1, 2386334	374, 384, 444, 3434, B275, B276, B414, B434
EM281		HYDRAULIC LIFT PISTON O RING	2385237, K623698	580F, 580G
EM8799		HYDRAULIC LIFT PISTON RING	5125941	JX55, JX60, JX65, JX70, JX75, JX80, JX85, JX90, JX95, MXM120, MXM130, MXM140, MXU100, MXU110, MXU115, MXU125, MXU130, VJ70, VJ80
EM9306	NO IMAGE	HYDRAULIC LIFT COVER GASKET	3044367R1, 3044367R2, 3044367R3	238, 276, 354, 364, 374, 384, 424, 434, 444, 2300, 2350, 2424, 2444, 3434, B414
EM8520		SPOOL & SLEEVE	3049088R91	276, 354, 374, 384, 414, 434, 444


PART NUMBER	IMAGE	DESCRIPTIONS	CASE IH	MODELS
HYDRAULIC COUPLING				
EM6263		HYDRAULIC ORIFICE FILTER	3047294R95	238, 354, 364, 384, 424, 444, B275, B414

PART NUMBER	IMAGE	DESCRIPTIONS	CASE IH	MODELS
LEVELLING				
EM6107		LEVELLING BOX ASSEMBLY	3069056R93	374, 385, 395, 395XL, 454, 484, 485, 485XL, 495, 495XL, B250, B275, B414, B434
EM6887		LEVELLING BOX ASSEMBLY 25mm NARROW FORK 631mm TO 742mm	3121964R1	454, 474, 475, 484, 485, 485XL, 495, 495XL, 574, 584, 585, 585XL, 595, 595XL, 674, 684, 685, 685XL, 695, 695XL, 784, 785, 785XL, 795, 884, 885, 885XL, 895, 895XL, 995, 995XL, 3210, 3220, 3230, 4210, 4220, 4230, 4240
EM9247		LEVELLING BOX ASSEMBLY 625mm TO 736mm		454, 474, 475, 485, 485XL, 495, 495XL, 574, 584, 585, 585XL, 595, 595XL, 684, 685, 685XL, 695, 695XL, 784, 785, 785XL, 795, 884, 885, 885XL, 895, 895XL, 995XL, 3210, 3220, 3230, 4210, 4220, 4230, 4240
EM7852		LEVELLING BOX ASSEMBLY 580mm TO 710mm		474, 475, 484, 485, 485XL, 495, 495XL, 574, 584, 585, 585XL, 595, 595XL, 674, 684, 685, 685XL, 695, 695XL, 784, 785, 785XL, 795, 884, 885, 885XL, 895, 895XL
EM6626		LEVELLING BOX YOKE 345mm LENGTH 7/8" UNC THREAD	527697R91, 527967R1	385, 395, 395XL, 454, 484, 485, 485XL, 495, 495XL
EM5523		LEVELLING BOX YOKE 470mm LENGTH 7/8" UNC THREAD	527940R91, 527948R91, 527984R91	474, 475, 485, 485XL, 495, 495XL, 574, 584, 585, 585XL, 595, 595XL, 674, 684, 685, 685XL, 695, 695XL, 784, 785, 785XL, 795, 884, 885, 885XL, 895, 895XL, 995XL, 3210, 3220, 3230, 4210, 4220, 4230, 4240
EM7851		LEVELLING BOX FORK	3121965R1, 3121965R2, 3121965R3, 402643R2, 402643R3	454, 474, 475, 484, 485, 485XL, 495, 495XL, 574, 584, 585, 585XL, 595, 595XL, 674, 684, 685, 685XL, 695, 695XL, 784, 785, 785XL, 795, 884, 885, 885XL, 895, 895XL, 995, 995XL, 3210, 3220, 3230, 4210, 4220, 4230, 4240









PART NUMBER	IMAGE	DESCRIPTIONS	CASE IH	MODELS
EM5211		LEVELLING BOX FORK NUT	527937R1	395, 454, 474, 475, 484, 485, 485XL, 495, 495XL, 574, 584, 585, 585XL, 595, 595XL, 674, 684, 685, 685XL, 695, 695XL, 784, 785, 785XL, 795, 884, 885, 885XL, 895, 895XL, 995XL, 3210, 3220, 3230, 4210, 4220, 4230, 4240
EM2149		LEVELLING BOX SHAFT 14 3/8" x 3/4" UNC		248, 258, 268, 288, 385, 395, 395XL, 433, 454, 474, 475, 484, 485, 485XL, 495, 495XL, 533, 584, 585, 585XL, 595, 595XL, 633, 674, 695, 695XL, 795, 795XL, 895, 895XL, 995, 995XL
EM7860		LEVELLING BOX SHAFT 14 1/2" x 7/8" UNC	69991C91	385, 395, 395XL, 454, 484, 485, 485XL, 495, 495XL
EM7862		LEVELLING BOX SHAFT 16 3/4" x 7/8" UNC	69992C91, 69993C91	454, 474, 475, 574, 584, 674, 684, 784, 884
EM7863		LEVELLING BOX SHAFT 18 1/4" x 7/8" UNC	3116725R91	474, 475, 485, 485XL, 495, 495XL, 574, 584, 585, 585XL, 595, 595XL, 674, 684, 685, 685XL, 695, 695XL, 784, 785, 785XL, 795, 884, 885, 885XL, 895, 895XL, 995XL, 3210, 3220, 3230, 4210, 4220, 4230, 4240
EM6183		LEVELLING BOX HANDLE	3069063R1	B275




PART NUMBER	IMAGE	DESCRIPTIONS	CASE IH	MODELS
LINK ARMS				
EM7855		LOWER LINK PIN CAT 1/2 2 3/16 x 7/8"	3134910R10, 3134910R2	323, 353, 383, 423, 433, 440, 523, 533, 540, 553, 624, 633, 640, 654, 724, 733, 740, 824, 833, 840, 940
EM7879		TOP LINK PIN CAT 2	3137660R1	323, 353, 383, 423, 433, 440, 533, 540, 553, 633, 640, 654, 724, 733, 740, 824, 833, 840, 940
EM7838		TOP LINK PIN CAT 2	1536396C1, 3074756R1, 528084R1	354, 374, 384, 385, 395, 395XL, 444, 454, 474, 475, 484, 485, 485XL, 495, 495XL, 574, 584, 585, 585XL, 595, 595XL, 674, 684, 685, 685XL, 695, 695XL, 784, 785, 785XL, 795, 884, 885, 885XL, 895, 895XL, 995XL, 3210, 3220, 3230, 4210, 4220, B250, B275, B276, B414, B434
EM7839		TOP LINK PIN CAT 1	1328192C3, 1528192C3, 3074755R1, 3074756R1, 528081R1	354, 374, 384, 385, 395, 395XL, 444, 454, 474, 475, 484, 485, 485XL, 495, 495XL, 574, 584, 585, 585XL, 595, 595XL, 674, 684, 685, 685XL, 695, 695XL, 784, 785, 785XL, 795, 884, 885, 885XL, 895, 895XL, 995XL, 3210, 3220, 3230, 4210, 4220, B250, B275, B276, B414, B434, B450

PART NUMBER	IMAGE	DESCRIPTIONS	CASE IH	MODELS
CHECK CHAINS				
EM3436		CHECK CHAIN ASSEMBLY	704208R93	B250, B275, B414


PART NUMBER	IMAGE	DESCRIPTIONS	CASE IH	MODELS
STABILISER				
EM7868		STABILISER ASSEMBLY	3620019R1	385, 454, 474, 475, 484, 485, 485XL, 574, 584, 585, 585XL, 674, 684, 685, 685XL, 784, 785, 785XL, 884, 885, 885XL








PART NUMBER	IMAGE	DESCRIPTIONS	CASE IH	MODELS
TRACTOR CAB				
EM7836		OUTER DOOR HANDLE LH/RH	3113466R91	354, 444, 454, 474, 574, 674
EM6621		OUTER DOOR HANDLE LH/RH	3109662R1, 3110945R91	384, 385, 454, 474, 475, 484, 485, 485XL, 574, 584, 585, 585XL, 674, 684, 685, 685XL, 784, 785, 785XL, 884, 885, 885XL
EM9516		BLOWER MOTOR ASSY	178454A2, 372499A1, 82034852, 82034854	CX80, CX90, CX100, JX55, JX60, JX65, JX70, JX75, JX80, JX85, JX90, JX95, JXU75, JXU85, JXU95, JXU105, JXU115, MX110, MX120, MX135, MX150, MX170, MXM120, MXM130, MXM140, MXM155, MXM175, MXM190






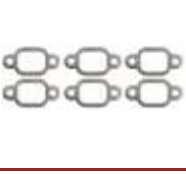
PART NUMBER	IMAGE	DESCRIPTIONS	CASE IH	MODELS
GAS STRUTS				
EM7905		GAS STRUT LENGTH 425mm RAM STROKE 170mm PRESSURE 150N	3125425R1, K302896	248, 258, 268, 278, 385, 484, 485, 584, 585, 684, 685, 784, 785, 884, 885
EM7896		GAS STRUT LENGTH 280mm RAM STROKE 90mm PRESSURE 520N	3118430R1	354, 374, 384, 385, 454, 474, 475, 484, 485, 485XL, 574, 584, 585, 585XL, 674, 684, 685, 685XL, 784, 785, 785XL, 884, 885, 885XL
EM7897		GAS STRUT LENGTH 285mm RAM STROKE 90mm PRESSURE 380N	3123040R1	384, 385, 484, 485, 485XL, 584, 585, 585XL, 684, 685, 685XL, 784, 785, 785XL, 884, 885, 885XL
EM7898		GAS STRUT LENGTH 245mm RAM STROKE 70mm PRESSURE 150N	1284622C1, 1284622C2, 3399042, 3399042R1	433, 533, 633, 733, 743, 743XL, 745, 745S, 745XL, 833, 844S, 845, 845XL
EM7903		GAS STRUT LENGTH 500mm RAM STROKE 210mm PRESSURE 200N	K303743	484, 584, 684, 784, 884
EM7895		GAS STRUT LENGTH 275mm RAM STROKE 85mm PRESSURE 350N	3232937R1	485XL, 495XL, 585XL, 595XL, 685XL, 695XL, 743XL, 745XL, 785XL, 795XL, 844XL, 845XL, 856, 856XL, 885XL, 895XL, 955XL, 956XL, 995XL, 1055XL, 1056XL, 1255XL, 1455XL, 3210, 3220, 3230, 4210, 4220, 4230, 4240
EM7894		GAS STRUT LENGTH 550mm RAM STROKE 230mm PRESSURE 180N	3234163R1	485XL, 585XL, 685XL, 695XL, 743XL, 745XL, 785XL, 795XL, 844XL, 845XL, 856, 856XL, 885XL, 895XL, 955XL, 956XL, 995XL, 1055XL, 1056XL, 1255XL, 1455XL
EM7901		GAS STRUT LENGTH 400mm RAM STROKE 160mm PRESSURE 150N	3232760R2, 3232760R3	644, 743, 743XL, 744, 745, 745S, 745XL, 844, 844S, 844XL, 845, 845XL, 946, 955, 955XL, 1046, 1055, 1055XL, 1246, 1255, 1255XL, 1455, 1455XL


PART NUMBER	IMAGE	DESCRIPTIONS	CASE IH	MODELS
EM7900		GAS STRUT LENGTH 250mm RAM STROKE 65mm PRESSURE 180N	3221572R1, 3221571R1	644, 744, 844, 844XL, 946, 955, 955XL, 1046, 1055, 1055XL, 1246
EM7893		GAS STRUT LENGTH 500mm RAM STROKE 215mm PRESSURE 180N	3221531R1	644, 744, 844, 844XL, 946, 955, 955XL, 1046, 1055, 1055XL, 1246
EM7904		GAS STRUT LENGTH 490mm RAM STROKE 200mm PRESSURE 200N	3225465R1, 3225465R2	743, 743XL, 745, 745S, 745XL, 844S, 845, 845XL, 955, 955XL, 1055, 1055XL

PART NUMBER	IMAGE	DESCRIPTIONS	CASE IH	MODELS
SILENCERS				
EM2415		SILENCER LENGTH 1000mm ID 47.6mm	3109792R92	354, 374, 384, 434, 444, 3434, B275, B276, B414, B434
EM2414		SILENCER LENGTH 1130mm ID 60.5mm	83027C1	395, 395XL, 484, 485, 485XL, 495, 495XL, 584, 585, 585XL, 595, 595XL, 684, 685, 685XL, 695, 695XL, 784, 785, 785XL, 795, 884, 885, 885XL, 895, 895XL
EM7784		SILENCER LENGTH 1331mm ID 80mm	3220369R91, 3220369R95, 3220369R96, 3404966R3, 3404966R4	395, 484, 485, 495, 584, 585, 595, 684, 685, 695, 784, 785, 795, 856, 856XL, 884, 885, 895, 955, 955XL, 956, 956XL, 1055, 1055XL, 1056
EM3385		SILENCER LENGTH 1330mm ID 60mm	3145624R6, 3145624R9	440, 540, 640, 644, 740, 743XL, 744, 745XL, 840, 844, 844S, 844XL, 845XL 940
EM2412		SILENCER LENGTH 690mm ID 60.3mm	529365R91, 529372R1, 529372R91	454, 474, 475, 574, 674
EM2410		SILENCER OVAL LENGTH 950mm ID 48.2mm	K926834, K928704, K928712	580F
EM8889		UNDERHOOD SILENCER	A184460	5120, 5220
EM9269		UNDERHOOD SILENCER	82002884	MXM135, MXM150, MXM165, MXM180
EM8890		SILENCER PIPE	242284A1	5120, 5130, 5140, 5150, 5220, 5240

PART NUMBER	IMAGE	DESCRIPTIONS	CASE IH	MODELS
EM5976		EXHAUST PIPE 6"	80548C1	585XL, 595XL, 685XL, 695XL, 785XL, 795XL, 885XL, 895XL

PART NUMBER	IMAGE	DESCRIPTIONS	CASE IH	MODELS
MANIFOLDS & ELBOWS				
EM6249		EXHAUST MANIFOLD	3136066R12	258, 268, 288, 474, 574, 584, 585, 585XL, 595, 595XL, 674, 684, 685, 685XL, 695, 695XL, 733, 740, 743, 743XL, 745, 745XL, 784, 785, 785XL, 795, 833, 840, 844XL, 845, 845XL, 884, 885, 885XL, 895, 895XL, 940, 3230, 4210, 4220, 4230
EM3262		EXHAUST MANIFOLD	3042719R11, 3042719R1	354, 374, 384, 444, 3434, B275, B276, B414, B434
EM764		EXHAUST MANIFOLD	3118233R1	475
EM6852		EXHAUST MANIFOLD	K906744	580G
EM6241		EXHAUST MANIFOLD	3138941R11	946, 955, 955XL, 956, 956XL, 1046, 1055, 1055XL, 1056
EM3433		EXHAUST ELBOW	3072544R1, 704613R1, 704614R21	354, 374, 384, 444, 3434, B275, B276, B414, B434
EM6242		EXHAUST ELBOW	3220368R1, 3220368R2	955, 955XL, 956, 956XL, 1055, 1055XL, 1056

PART NUMBER	IMAGE	DESCRIPTIONS	CASE IH	MODELS
EM3296		EXHAUST MANIFOLD GASKET	3132434R1	238, 248, 258, 268, 288, 353, 383, 385, 395, 395XL, 423, 433, 440, 454, 474, 484, 485, 485XL, 495, 495XL, 523, 533, 540, 553, 574, 584, 585, 585XL, 595, 595XL, 624, 633, 640, 654, 674, 684, 685, 685XL, 695, 695XL, 724, 733, 740, 743, 743XL, 745, 745XL, 784, 785, 785XL, 795, 824, 833, 840, 844, 844XL, 845, 845XL, 856, 856XL, 884, 885, 885XL, 895, 895XL, 946, 955, 955XL, 956, 956XL, 995XL, 1046, 1055, 1055XL, 1056, 1246, 1255, 1255XL, 1455, 1455XL, 3210, 3220, 3230, 4210, 4220, 4230, 4240
EM3297		EXHAUST MANIFOLD GASKET	704165R3	354, 374, 384, 444, 3434, B275, B276, B414, B434
EM3156		EXHAUST MANIFOLD GASKET	3118111R1	475
EM3300		EXHAUST MANIFOLD GASKET	K907344	580F, 580G
EM3303		EXHAUST MANIFOLD GASKET	K907343	580F, 580G
EM6371		EXHAUST MANIFOLD GASKET SET	3901456	MX100, MX110, MX115, MX120, MX135, MX170
EM9301	NO IMAGE	EXHAUST ELBOW GASKET	704613R1, 704613R2	238, 276, 354, 364, 374, 384, 434, 444, 2276, 2300, 2350, 3434, B275, B414

PART NUMBER	IMAGE	DESCRIPTIONS	CASE IH	MODELS
EM5136		EXHAUST ELBOW GASKET	K957520	580F, 580G

OE NUMBER	PART NUMBER	PAGE	OE NUMBER	PART NUMBER	PAGE	OE NUMBER	PART NUMBER	PAGE
31944	EM7612	117	3901380	EM6169	87	5108749	EM8807	19
117997	EM1105	15	3901381	EM8536	87	5111457	EM9449	65
268735	EM5180	28	3901456	EM6371	150	5111594	EM8763	55
328828	EM6099	5	3905449	EM6151	100	5116244	EM8764	136
427639	EM1106	9	3906611	EM8613	101	5116245	EM8767	136
505110	EM1164	87	3907177	EM6053	80	5117075	EM8792	67
645136	EM4538	33	3909886	EM6153	112	5118912	EM8780	66
1909102	EM6430	118	3918076	EM5955	111	5119327	EM8518	52
1909694	EM8883	119	3918174	EM6133	103	5119660	EM9079	33
1930581	EM8517	117	3941014	EM8718	94	5120073	EM9044	46
1930589	EM8448	119	3941928	EM8719	94	5120074	EM9044	46
1930590	EM9034	119	3955393	EM8725	93	5121116	EM8805	19
1931018	EM6430	118	3973655	EM8693	82	5123391	EM8774	19
1931128	EM6901	116	3973655	EM8688	82	5123982	EM8779	66
1931163	EM8517	117	4601295	EM8813	93	5123983	EM8786	66
1931173	EM580	120	4609132	EM9055	94	5125011	EM8773	67
2376010	EM7890	135	4661543	EM3939	128	5125376	EM8778	65
2385138	EM1784	128	4681251	EM9055	94	5125824	EM8777	67
2385237	EM281	137	4689881	EM8762	95	5125941	EM8799	137
2386115	EM7889	135	4769592	EM8797	134	5126458	EM8788	65
2386116	EM7890	135	4809524	EM8814	85	5126939	EM8810	19
2386118	EM7892	135	4848973	EM9055	94	5127387	EM8789	68
2386334	EM1179	137	4891024	EM8661	83	5127958	EM8787	65
2386338	EM2720	137	4891025	EM8662	83	5128071	EM8776	67
2830476	EM8689	84	4891179	EM8723	87	5128880	EM8772	67
2830704	EM8670	97	4891226	EM8690	95	5129631	EM9043	120
2830706	EM8694	97	4893244	EM8667	93	5137107	EM8808	19
2831266	EM8688	82	4894724	EM8670	97	5137109	EM6087	33
2831274	EM8663	82	4895051	EM8665	90	5137228	EM8783	67
2831279	EM8666	82	4895052	EM8664	89	5138210	EM8781	65
2831287	EM8725	93	4895073	EM8724	91	5138221	EM8785	65
2831297	EM8723	87	4897833	EM8731	117	5138349	EM9044	46
2831313	EM8692	81	4898413	EM8670	97	5138350	EM9044	46
2831402	EM8689	84	4898548	EM8720	133	5138350	EM9044	46
2831473	EM8724	91	4898850	EM8670	97	5142023	EM8804	20
2852114	EM8721	124	4899081	EM8669	92	5142047	EM8806	19
2853784	EM8710	100	4899226	EM8710	100	5143463	EM8768	68
2853788	EM8722	100	4899231	EM8722	100	5153087	EM8791	66
2854530	EM8718	94	4899803	EM8690	95	5153938	EM8782	65
2854604	EM8691	114	4936080	EM8724	91	5159830	EM8068	53
2855487	EM8707	114	4946586	EM8692	81	5161816	EM8769	66
2855622	EM8720	133	4950081	EM8058	66	5164583	EM8770	66
3289179	EM6361	132	4955169	EM8730	78	5174202	EM8790	68
3399042	EM7898	145	4959916	EM5545	69	5964600	EM7963	46
3802010	EM8155	107	4983661	EM8760	67	9966352	EM4510	31
3802011	EM8155-010	107	4985295	EM8059	66	9967992	EM4536	30
3802012	EM8155-020	107	4987975	EM8765	58	9967993	EM4513	30
3802013	EM8155-030	107	4994076	EM9047	20	9967999	EM4538	33
3802014	EM8155-040	107	4994342	EM8803	68	9968059	EM4529	32
3802562	EM5986	75	4997509	EM8766	19	9968080	EM4508	34
3802924	EM8664	89	5095364	EM8784	65	20715580	EM8794	67
3802967	EM8665	90	5101537	EM8796	66	28302737	EM8706	81
3900965	EM6811	88	5101693	EM8811	19	47124792	EM5605	136
3901177	EM8585	92	5108747	EM8809	19	47131180	EM4656	120

OE NUMBER	PART NUMBER	PAGE	OE NUMBER	PART NUMBER	PAGE	OE NUMBER	PART NUMBER	PAGE
47134440	EM9077	63	1002338C1	EM8519	62	1500626C92	EM3875	127
81822147	EM247	105	1002338C2	EM8519	62	1500655C91	EM7152	61
81865085	EM3255	90	100529A1	EM9375	32	1502057C1	EM8816	69
81868538	EMOP133	104	102161H	EM9370	20	1502065C1	EM9317	129
81876796	EM197	92	105471C1	EM5604	59	1502155C91	EM1221	116
82002884	EM9269	147	1081547R97	EM5060	2	1502378C1	EM7119	43
82008337	EM9269	147	1081548R99	EM5061	2	1502378C1	EM952	43
82010811	EM9269	147	1082414R91	EM8932	126	1502378C2	EM952	43
82021372	EM9039	49	1094015R92	EM7213	6	1502379C1	EM2869	43
82034852	EM9516	144	1094017R92	EM6012	6	1528192C3	EM7839	141
82034854	EM9516	144	1094034R93	EM7848	6	1534526C2	EM534	42
82847703	EM7257	42	1121034R91	EMOP145	104	1536092C1	EM9324	44
83976376	EM2643	100	112508A1	EM2783	35	1536396C1	EM7838	141
83998292	EM2304	80	112509A1	EM3528	35	1536473C91	EM3875	127
83999742	EM7731	92	1127750R91	EMOP145	104	1536870C1	EM5614	13
84142216	EM5494	111	1133493R1	EM8584	117	1537611C1	EM5926	35
84217953	EM8517	117	114622C1	EM1649	52	1537612C1	EM5927	35
84282776	EM5388	106	114622C2	EM1649	52	1538016C1	EM3867	37
84342556	EM7153	61	119686A1	EM4715	35	1539021C1	EM7908	61
84374826	EM7152	61	1202938C92	EM4293	110	1539022C1	EM7909	61
84487529	EM5411	87	1202938C93	EM4293	110	1539025C1	EM7910	61
87313744	EM9363	20	120397C1	EM6445	3	15943DA	EM5608	14
87343194	EM8507	77	1265119C1	EM2414	147	178454A2	EM9516	144
87377289	EM9269	147	1273118C1	EM8941	44	1822627C1	EM6079	121
87378369	EM8506	74	1277488C2	EM7763	70	185106C91	EM7177	14
87447514	EM4863	99	1280975C1	EM3385	147	188842A1	EM5304	17
87453888	EM5491	105	1280975C2	EM3385	147	194475A1	EM5108	75
87682989	EM8448	119	1284622C1	EM7898	145	1963855C1	EM7875	31
87682993	EM8448	119	1284622C2	EM7898	145	1964142C1	EM7871	60
87704240	EM8882	119	1287843C91	EM7966	56	1964235C1	EM4723	23
87790260	EM7492SA-STD	107	1287843C92	EM7966	56	1964235C2	EM4723	23
87800945	EM2902	101	1288228C1	EM6980	57	1964236C1	EM6851	23
87801752	EM5635	97	1288229C1	EM6861	57	1964243C1	EM4505	33
87801838	EM9038	133	129322A1	EM2165	90	1964245C1	EM7875	31
87802256	EM6147	89	131312C1	EM7450	28	1964258C1	EM7772	26
87802672	EM8611	76	1328192C3	EM7839	141	1964535C2	EM9324	44
87840057	EM9038	133	1329196C1	EM3130	83	1966043C1	EM7875	31
87840591	EM9272	117	133736C1	EM6611	120	1966125C1	EM3528	35
98451529	EM8512	84	1-33-742-682	EM4544	32	1966127C1	EM2783	35
98461246	EM8992	84	1-33-743-602	EM2783	35	1966156C1	EM9031	58
98461753	EM8812	87	1-33-743-604	EM3528	35	1966169C1	EM6918	34
98471524	EM8762	95	1-33-743-614	EM7595	38	1967011C1	EM2834	98
99462419	EM8815	85	1-33-743-620	EM7595	38	1967013C1	EM1691	99
133743602	EM2783	35	1342525C1	EM7785	27	1967014C1	EM2009	96
133743614	EM7595	38	1342711C1	EM5178	24	1967535C1	EM4541	32
133743620	EM7595	38	1342715C1	EM5178	24	1967554C1	EM5554	25
153618356	EM4290	128	1342719C1	EM7960	25	1968450C1	EM4722	24
504028028	EM8720	133	1349057C1	EM4518	31	1968452C1	EM4728	24
504062854	EM8721	124	1349265C1	EM4497	33	1968463C1	EM3532	29
504070038	EM8710	100	137047A1	EM5926	35	1968468C1	EM3532	29
504070040	EM8722	100	137048A1	EM5927	35	1970820C1	EM7821	40
504355542	EM8719	94	1500087C1	EM8816	69	1970876C3	EM9213	63
1409070036	EM2305	118	1500443C92	EM2399	17	1970910C1	EM7437	40
7701022333	EM6978	124	1500491C1	EM7437	40	1970934C1	EM5631	63

OE NUMBER	PART NUMBER	PAGE	OE NUMBER	PART NUMBER	PAGE	OE NUMBER	PART NUMBER	PAGE
1970934C2	EM5631	63	3042303R92	EM997	128	3047747R93	EM7909	61
1971050C1	EM5350	51	3042414R1	EM2523	130	3048227R92	EM537	43
1975458C2	EM7843	51	3042465R91	EM6182	40	3048523R1	EM2331	74
1975464C2	EM3607	53	3042466R91	EM6182	40	3048528R91	EM9148	61
1987397C2	EM9324	44	3042473R91	EM6225	40	3048529R91	EM7910	61
1989095C2	EM6084	81	3042473R92	EM6225	40	3049088R91	EM8520	137
199414C1	EM4530	32	3042719R1	EM3262	149	3049871R91	EM430	50
20290D	EM2679	102	3042719R11	EM3262	149	3055021R2	EM1460	80
218039A1	EM4290	128	3043370R1	EM9299	111	3055022R1	EM2165	90
218100A1	EM6901	116	3043370R2	EM9299	111	3055022R2	EM2165	90
218323A1	EM6052	42	3043611R1	EM4490	122	3055052R1	EM9520	95
218349A1	EM1563	113	3043611R93	EM4490	122	3055055R2	EM2722	89
218577A1	EM1221	116	3043825R1	EM2725	90	3055056R2	EM2723	90
222421A1	EM8448	119	3043856R1	EM6104	13	3055129R21	EM1696	106
222422A1	EM9034	119	3043857R1	EM6180	12	3055130R21	EM1695	106
224621A2	EM9004	46	3043864R92	EM1803	14	3055133R1	EM8922	86
237-6008	EM7840	17	3043865R92	EM1804	14	3055160R2	EM2573	100
237-6010	EM7890	135	3043868R11	EM2760	5	3055160R3	EM2573	100
238-5240	EM7837	70	3043872R91	EM7844	8	3055160R4	EM2573	100
238-6115	EM7889	135	3044004R95	EM7909	61	3055161R2	EM2574	100
238-6116	EM7890	135	3044004R96	EM7909	61	3055161R3	EM2574	100
238-6118	EM7892	135	3044009R1	EM2526	130	3055161R4	EM2574	100
238-6338	EM2720	137	3044367R1	EM9306	137	3055218R1	EM1694	108
242284A1	EM8890	147	3044367R2	EM9306	137	3055238R92	EM7256	42
243372A1	EM6361	132	3044367R3	EM9306	137	3055238R93	EM7256	42
24550D	EM4767	85	3044376R92	EM9307	136	3055285R93	EM2181	125
245531C91	EM7205	50	3044376R93	EM9307	136	3055285R94	EM2181	125
247523A1	EM3535	38	3044437R2	EM9297	134	3055329R91	EMSA5000	72
247546A1	EM9363	20	3044437R3	EM9297	134	3055344R1	EM8439	112
247877A1	EM4497	33	3044479R94	EM4155	72	3055351R11	EM1694	108
29214H	EM9370	20	3044479R94	EM2334	74	3055351R91	EM1694	108
292994A1	EM1163	87	3044480R94	EM2334	74	3055375R93	EM4886	110
293047A1	EM1915	92	3044481R2	EM2336	79	3055414R92	EM6526	48
293248A1	EM7151	62	3044481R3	EM1459	79	3055529R1	EM2840	101
294169A1	EM4497	33	3044487R91	EM2334	74	3055557R92	EM6526	48
295976A1	EM4567	111	3044489R91	EM2763	81	3055640R1	EM1693	96
296265A1	EM752	111	3044492R1	EM2164	91	3055641R1	EM2009	96
298194R91	EM7451	29	3044493R1	EM3929	91	3055715R1	EM7887	132
299671A1	EM6978	124	3044506R93	EM1221	116	3055776R11	EM1696-030	106
3010152R92	EM7649	51	3045066R91	EM6182	40	3055779R21	EM1695-030	106
3040152R92	EM7649	51	3045066R92	EM6182	40	3055781R11	EM1694-030	108
3040361R1	EM2724	89	3045102R21	EM9315	134	3055987R1	EM2840	101
3040919R91	EM2278	36	3045309R91	EM6359	39	3055987R2	EM2840	101
3040919R92	EM2278	36	3045523R1	EM2762	81	3055987R3	EM2840	101
3040919R92	EM6360	36	3046528R91	EM9148	61	3055994R3	EM3608	101
3040920R91	EM2278	36	3046890R91	EM1118	48	3056820R11	EM1696-010	106
3040920R92	EM2278	36	3046890R92	EM1118	48	3056832R21	EM1695-010	106
3040921R92	EM6359	39	3046890R93	EM1118	48	3056834R11	EM1694-010	108
3040922R92	EM2277	39	3047294R95	EM6263	138	3056875R11	EM1696-020	106
3041249R92	EM1688	98	3047514R1	EM6273	45	3056877R21	EM1695-020	106
3041319R11	EM9312	69	3047573R1	EM6099	5	3056879R11	EM1694-020	108
3042230R91	EM1807	44	3047575R2	EM5728	11	3057051R1	EM7806	15
3042230R91	EM1807E	45	3047575R3	EM5728	11	3058213R91	EM5909	36
3042303R92	EM7077	127	3047576R2	EM8070	10	3058213R91	EM5913	37

OE NUMBER	PART NUMBER	PAGE	OE NUMBER	PART NUMBER	PAGE	OE NUMBER	PART NUMBER	PAGE
3058213R93	EM5909	36	3070635r91	EM7404	63	3116087R91	EM7232	45
3059676R1	EM4888	127	3071097R91	EM2278	36	3116321R91	EM3867	37
3059676R91	EM4888	127	3071511R91	EM7167	40	3116321R93	EM3867	37
3059676R92	EM4888	127	3072018R1	EM8438	136	3116406R3	EM2275	36
3061206R1	EMBS931	55	3072092R91	EM2678	103	3116406R4	EM2275	36
3061214R91	EM1797	86	3072122R94	EM8490	43	3116406R5	EM2275	36
3063016R91	EM7671	45	3072544R1	EM3433	102	3116407R2	EM2276	36
3063934R1	EM7826	114	3072544R1	EM3433	149	3116407R3	EM2276	36
3064060R91	EMOP145	104	3072947R91	EM5125	46	3116407R5	EM2276	36
3064060R92	EMOP145	104	3073787R1	EM7252	42	3116609R92	EM2171	118
3064170R91	EM3607	53	3074755R1	EM7839	141	3116665R2	EM2536	129
3064170R92	EM3607	53	3074756R1	EM7838	141	3116676R91	EM7757	50
3064173R1	EM6055	53	3074756R1	EM7839	141	3116725R91	EM7863	140
3064186R2	EM6179	55	3074827R91	EM7151	62	311752A1	EM1164	87
3064222R91	EM6994	111	308873A1	EM3111	134	311781A1	EMW100	124
3064523R11	EM5149STD	106	3105296R91	EM1813	51	3118111R1	EM3156	150
3064523R12	EM5149STD	106	3106564R91	EM7616	125	3118119R1	EM2305	118
3064872R1	EM9310	136	3106577R91	EM2412	147	3118127R1	EM1055	128
3065123R1	EM7611	124	3107344R91	EM7235	43	3118128R91	EM1204	102
3065127R91	EM2519	131	3107556R92	EM536	43	3118131R91	EM609	77
3065129R1	EM2522	130	3108650R91	EM2679	102	3118132R1	EM259	90
3065130R1	EM2529	130	3108790R1	EM7910	61	3118133R1	EM1743	92
3065132R92	EM1805	123	3108790R91	EM7910	61	3118134R1	EM1742	91
3065132R92	EM4055	123	3109419R91	EM426	50	3118144R1	EM1839	114
3065217R91	EM5729	69	3109662R1	EM6621	144	3118145R1	EM5896	88
3066610R92	EM938	111	3109731R1	EM8438	136	3118150R1	EM5212STD	106
3067148R91	EM9315	134	3109792R91	EM2415	147	3118151R1	EM5212-010	106
3067990R91	EM7874	135	3109792R92	EM2415	147	3118152R1	EM5212-020	106
3069056R91	EM6107	139	3109793R91	EM2415	147	3118164R1	EM576	105
3069056R93	EM6107	139	3109794R92	EM2415	147	3118169R91	EM2774	84
3069063R1	EM6183	140	3110452R1	EM5813	117	3118170R91	EM246	74
3069236R97	EM7556	136	3110452R91	EM5813	117	3118171R91	EM1193	86
3069430R2	EM6056	16	3110452R91	EM8937	118	3118173R1	EM543	96
3069610R1	EM1302	112	31108650R91	EM2679	102	3118175R91	EM1197	81
3069767R1	EM3298	99	3110945R91	EM6621	144	3118178R1	EM717	92
306987R91	EM6299	60	3110995R91	EM1721	83	3118181R91	EM4642	93
3069987R91	EM6299	60	3111040R91	EM6917	49	3118186R1	EM2647	99
3070030R1	EM6056	16	3111424R91	EM3870	127	3118187R91	EM1191	88
3070055R91	EM7968	15	3112067R1	EM9418	129	3118216R1	EM1212	88
3070324R1	EM7557	135	3112805R91	EM1563	113	3118217R1	EM926	85
3070440R2	EM138	16	3113078R91	EM7671	45	3118218R1	EM1203	114
3070503R92	EM6213	40	3113466R91	EM7836	144	3118220R1	EM4641	84
3070503R93	EM6213	40	3114166R91	EM550X16	10	3118221R1	EM6419	85
3070536R11	EM4297STD	108	3114177R91	EM1118	48	3118233R1	EM764	149
3070537R11	EM4297-030	108	3114409R92	EM8490	43	3118234R91	EM8426	110
3070538R11	EM4297-010	108	3114775R91	EM2331	74	3118234R91	EM063	110
3070539R91	EM4297-010	108	3114775R91	EM2332	77	3118263R1	EM1172	112
3070546R1	EM4297STD	108	3114778R91	EM2335	77	3118272R1	EM2308	101
3070546R91	EM4297-020	108	3114781R91	EM2332	77	3118299R1	EM1563	113
3070546R91	EM4297-040	108	3114946R91	EM7869	60	3118309R91	EM3815	85
3070546R91	EM4297-050	108	3114947R91	EM7870	59	3118310R1	EM874	86
3070546R91	EM4297-060	108	31149528H	EM7870	59	3118371R91	EM3204	49
3070546R91	EM4297STD	108	3115569R2	EM5347	119	3118430R1	EM7896	145
3070547R91	EM4297-030	108	3116087R2	EM7232	45	3118599R1	EM313	89

OE NUMBER	PART NUMBER	PAGE	OE NUMBER	PART NUMBER	PAGE	OE NUMBER	PART NUMBER	PAGE
3118600R1	EM314	89	3131013R1	EM5622	7	3136433R95	EMOP124	104
3118837R1	EM1915	92	3131014R1	EM5617	7	3136798R98	EM2562	97
3118909R2	EM9324	44	3131021R1	EM5914	39	3136799R99	EM2561	97
3119778R92	EM1805	123	3131021R2	EM5914	39	3136801R98	EM1692	98
3119778R92	EM4055	123	3131428R1	EM6901	116	3136801R99	EM1692	98
3120516R91	EM2837	98	3132018R2	EM4476	122	3136802R99	EM2566	98
3121261R91	EM4597	14	3132144R1	EM2531	131	3136813R99	EM2834	98
3121270R91	EM4598	14	3132286R4	EM1693	96	3137660R1	EM7879	141
3121378R1	EM2414	147	3132428R1	EM6901	116	3138641R1	EM2572	99
3121378R2	EM2414	147	3132428R2	EM6901	116	3138642R1	EM2571	99
3121404R1	EM7119	43	3132434R1	EM3296	150	3138688R1	EM2940	100
3121507R91	EM7151	62	3132438R91	EM6901	116	3138701R91	EM2830	102
3121507R93	EM7151	62	3132673R2	EM7256	42	3138935R1	EM3043	132
3121507R94	EM7151	62	3132676R92	EM3818	124	3138936R91	EM3817	124
3121507R95	EM7151	62	3132676R94	EM3818	124	3138936R92	EM3817	124
3121549R1	EM8621	68	3132697R	EM4886	110	3138936R93	EM3817	124
3121652R1	EM5924	1	3132697R92	EM4886	110	3138941R11	EM6241	149
3121657R1	EM7962	46	3132719R1	EM2532	131	3138959R2	EM2009	96
3121663R1	EM5923	1	3132738R93	EM3817	124	3139587R3	EM2343	79
3121663R2	EM5923	1	3132738R94	EM3817	124	3139591R96	EMSA2207	72
312171R2	EM3231	36	3132739R93	EMWP620	123	3139592R4	EM2345	79
3121964R1	EM6887	139	3132739R94	EMWP620	123	3139592R4	EM2345	79
3121965R1	EM7851	139	3132741R93	EM3817	124	3139594R91	EM2726	77
3121965R2	EM7851	139	3132741R94	EM3817	124	3140666R91	EM4551	28
3121965R3	EM7851	139	3132968R92	EM3130	83	3140666R91	EM4551	31
3123040R1	EM7897	145	3132968R93	EM3130	83	3141529R91	EM5916	37
3123175R91	EM7841	47	3133521R1	EM9367	20	3141530R91	EM5913	37
3123869R1	EM2414	147	3134146R1	EM3876	127	3141531R91	EM5917	37
3125106R91	EM8620	40	3134240R91	EM5915	37	3141532R93	EM5912	37
3125106R92	EM8620	40	3134506R1	EM9408	129	3142068R5	EM9324	44
3125132R92	EM7205	50	3134507R1	EM9412	129	3142103R91	EM2404	8
3125147R1	EM7984	70	3134667R2	EM7649	51	3142105R91	EM7878	8
3125171R2	EM3231	36	3134910R10	EM7855	141	3142860R91	EM3616	63
3125171R3	EM3231	36	3134910R2	EM7855	141	3142880R91	EM3616	63
3125171R91	EM3231	36	3134952R1	EM7770	12	3144028R1	EM2530	131
3125199R2	EM2176	119	3134952R2	EM7770	12	3144182R2	EM1693	96
3125253R1	EM5347	119	3135188R1	EM8883	119	3144446R91	EMSA5000	72
3125322R1	EM7818	70	3136044R11	EM8825	85	3144456R93	EM3817	124
3125322R2	EM7818	70	3136044R42	EM8825	85	3144477R92	EM1221	116
3125425R1	EM7905	145	3136046R91	EM8905	117	3144516R97	EMSA5040	73
3125788R1	EM2414	147	3136046R93	EM8905	117	3144517R1	EM2346	75
3125824R1	EM7496	57	3136046R93	EM2171	118	3144607R1	EM4154	86
312668R1	EM8878	1	3136053R91	EM2554	123	3144626R92	EM1982	83
3127956R1	EM7252	42	3136053R92	EM2554	123	3144661R93	EM3823	124
3127959R3	EM8921	40	3136053R93	EM2554	123	3144661R94	EM3823	124
3127959R4	EM8921	40	3136066R12	EM6249	149	3144677R91	EM2727	77
3129031R91	EM7256	42	3136187R91	EM6901	116	3144682R3	EM2681	79
3129139R1	EM3039	132	3136217R92	EM3816	123	3144683R96	EM2684	72
3129140R1	EM3042	132	3136217R93	EM3816	123	3144688R91	EM5510	108
3129463R91	EM7151	62	3136428R91	EM6901	116	3144688R92	EM5510	108
3129788R2	EM4101	54	3136429R95	EMOP122	104	3144697R2	EM2835	101
3129834R1	EM7438	62	3136430R95	EMOP123	104	3144876R91	EM5510-010	108
3129834R2	EM7438	62	3136430R95	EMOP125	104	3144876R92	EM5510-010	108
3129851R91	EM7205	50	3136432R95	EMOP125	104	3144881R91	EM5510-020	108

OE NUMBER	PART NUMBER	PAGE	OE NUMBER	PART NUMBER	PAGE	OE NUMBER	PART NUMBER	PAGE
3144881R92	EM5510-020	108	3220032R92	EM7773	59	3245164R91	EM7849	6
3144886R91	EM5510-030	108	3220034R93	EM7774	59	33138751R96	EM5562	98
3144886R92	EM5510-030	108	3220221R92	EM7822	134	3399347R1	EM3385	147
3144977R91	EM2727	77	3220221R93	EM7822	134	3399347R2	EM3385	147
3145546R91	EM1975	52	3220368R1	EM6242	149	3399347R3	EM3385	147
3145546R92	EM1975	52	3220368R2	EM6242	149	3399347R4	EM3385	147
3145624R1	EM3385	147	3220369R91	EM7784	147	3399347R5	EM3385	147
3145624R10	EM3385	147	3220369R95	EM7784	147	3399347R6	EM3385	147
3145624R2	EM3385	147	3220369R96	EM7784	147	3399347R7	EM3385	147
3145624R3	EM3385	147	3220434R1	EM7775	130	3399495R1	EM3385	147
3145624R4	EM3385	147	3220435R1	EM2528	131	3399974R1	EM7823	41
3145624R5	EM3385	147	3220450R91	EM1650	52	3401224R1	EM3385	147
3145624R6	EM3385	147	3220455R2	EM6244	52	3402717R2	EM6243	53
3145624R7	EM3385	147	3221271R92	EM5919	38	3402794R1	EM7805	53
3145624R8	EM3385	147	3221356R3	EM7823	41	3404787R91	EM7455	27
3145624R9	EM3385	147	3221531R1	EM7893	146	3404788R1	EM7455	27
3146035R92	EM5918	37	3221571R1	EM7900	146	340482A1	EM3535	38
3146035R94	EM5918	37	3221572R1	EM7900	146	340483A1	EM3535	38
3146035R95	EM5918	37	3223932R94	EM7822	134	3404966R3	EM7784	147
3146056R91	EM3616	63	3224325R1	EM7456	25	3404966R4	EM7784	147
3146057R91	EM3616	63	3224326R1	EM8674	25	340521A1	EM6052	42
3146254R91	EM7872	59	3225465R1	EM7904	146	3405570R1	EM7806	15
3147195R91	EM7771	29	3225465R2	EM7904	146	3405571R1	EM7806	15
3147241R1	EM7455	27	3226416R1	EM8464	119	355740R1	EM7837	70
3147242R91	EM7455	27	3228019R1	EM1693	96	358958R2	EMB7605	15
3147244R1	EM7772	26	3228019R1	EM1693	96	361714R91	EM450X16	10
3147877R91	EM4557	63	3228046R1	EM4888	127	3620019R1	EM7868	143
3148117R1	EM2533	129	3228046R2	EM4888	127	364899R91	EM5856	120
3153188R1	EM8883	119	3228046R3	EM4888	127	364901R91	EM5856	120
316452A1	EM1266	79	3228133R93	EM4890	101	366441A1	EM9143	17
3206518R2	EM1726	49	3228193R91	EM6526	48	370254R91	EM8104	7
3212070R1	EM2827	49	3228279R1	EM3027	132	371883R1	EM2405	8
3213793R91	EM6901	116	3228344R1	EM1460	80	371908R1	EM2405	8
3214797R1	EM2170	118	3228348R1	EM1461	80	372499A1	EM9516	144
3216713R91	EM7875	31	3228361R2	EM2008	96	375936R1	EM448	137
3218393R9	EM3617	64	3228362R2	EM2009	96	376099R1	EMB7605	15
3218399R91	EM3609	92	3228376R91	EM3159	83	376364R91	EM8937	118
3218399R99	EM2561	97	3228401R91	EM3432	102	379748R1	EMB7606	13
3218416R91	EM2342	77	3228431R91	EM2834	98	381871R1	EM1179	137
3218461R95	EM2685	73	3228431R92	EM2834	98	384599R91	EM1721	83
3218637R1	EM5161	86	3229193EX	EM6526	48	385156R1	EM388	16
3218667R92	EM2685	73	3229193R91	EM6526	48	385766R91	EM7827	69
3218668R94	EM2684	72	3229392R93	EM7822	134	392676R1	EM7844	8
3218669R91	EM2728	77	3230277R1	EM5554	25	39862D	EM7968	15
3218677R91	EM6526	48	3230853R1	EM7804	53	399042R1	EM7898	145
3218758R91	EM2341	74	3230854R1	EM7804	53	399736R1	EM3866	52
3218758R95	EMSA5000	72	3232760R2	EM7901	145	399762R4	EM7807	59
3218759R95	EMSA5030	72	3232760R3	EM7901	145	399762R5	EM7807	59
3218793R91	EM8584	117	3232937R1	EM7895	145	399796R1	EM7808	59
3218915R95	EMSA5109	73	3234163R1	EM7894	145	399798R91	EM7816	60
3218920R91	EM5107	78	3245114R91	EM7847	6	399933C91	EM7850	8
3218920R91	EM5107	78	3245118R91	EM7848	6	399934C1	EM7850	8
3218952R1	EM3043	132	3245118R91	EM7849	6	40090D	EM6105	15
3220032R91	EM7773	59	3245164R91	EM7848	6	400989C91	EM7846	8

OE NUMBER	PART NUMBER	PAGE	OE NUMBER	PART NUMBER	PAGE	OE NUMBER	PART NUMBER	PAGE
401479R92	EM7151	62	532029R1	EM3875	127	700666R1	EM4205SA-STD	109
401716R2	EM7818	70	532673R1	EM3875	127	700690R1	EM3174-010	107
401716R3	EM7818	70	533572R92	EM7841	47	700690R1	EM3174-020	107
401717R1	EM7819	70	536052R91	EM7850	8	700690R1	EM3174-030	107
401992R3	EM5350	51	536053R91	EM7846	8	700690R1	EM3174-040	107
402189R1	EM2527	130	536054R1	EM7846	8	700690R1	EM3174-060	107
402191R1	EM2524	129	536845R1	EM9131	110	700690R1	EM3174-STD	107
402205R1	EM2525	130	537140R93	EM1117	48	700698R1	EM3174-010	107
402207R1	EM2521	129	537140R95	EM1117	48	700698R1	EM3174-020	107
402643R2	EM7851	139	53717DA	EM8621	68	700698R1	EM3174-030	107
402643R3	EM7851	139	537290R91	EM3617	64	700698R1	EM3174-040	107
402652A1	EM4656	120	537496R1	EM5925	1	700698R1	EM3174-060	107
404341R4	EM7820	10	538063R1	EM9131	110	700698R1	EM3174-STD	107
405570R1	EM4395	12	549667R93	EM5304	17	702326R91	EM6728	45
405574R1	EM5614	13	55355C91	EM8537	17	702352R91	EM6729	45
405576R1	EM7867	12	572564R1	EM7878	8	703820R95	EM1805	123
405576R2	EM7867	12	583973R1	EM7878	8	703820R95	EM4055	123
405584R2	EM7866	12	60883H	EM4153	86	703840R1	EM3299	100
405840R12	EM7857	13	612884R1	EM5366	9	703840R2	EM3299	100
406951R1	EM4843	11	618022R91	EM2403	8	703883R5	EM1690	96
427309A1	EM4567	111	618023R91	EM2403	8	703883R6	EM1690	96
453769R2	EM960	5	618024R1	EM2403	8	703883R7	EM1690	96
453769R2	EM7820	10	642954R1	EM2826	9	703915R1	EM6300	59
455386C1	EM5180	28	642955R91	EM2826	9	703921R1	EM9302	9
455387C91	EM5180	28	6451-36	EM4538	33	703922R1	EM2761	9
483879R1	EM270	5	65092C2	EM6184	65	703969R2	EM6184	65
483879R1	EM8038	6	65126C92	EM6611	120	703971R1	EM9313	69
483879R2	EM270	5	651814R1	EM2404	8	703971R2	EM9313	69
483879R2	EM8038	6	651814R1	EM2402	9	704021R1	EM2761	9
48594DA	EM9314	69	651815R91	EM2404	8	704078R2	EM6103	12
50259D	EM5609	7	651815R91	EM2402	9	704083R92	EM5802	7
527292R92	EM7473	13	651817R1	EM2404	8	704083R93	EM5802	7
527295R91	EM7177	14	651817R1	EM2402	9	704092R1	EM2333	79
527937R1	EM5211	140	651818R91	EM2404	8	704099R2	EM2331	74
527940R91	EM5523	139	651818R91	EM2402	9	704100R1	EM1465	80
527948R91	EM5523	139	66193C91	EM7829	70	704163R21	EM3262	149
527967R1	EM6626	139	663557R91	EM2406	7	704165R2	EM3297	150
527967R91	EM6626	139	663557R91	EM2406	28	704165R3	EM3297	150
527984R91	EM5523	139	663558R1	EM2406	7	704208R93	EM3436	142
528081R1	EM7839	141	663558R1	EM2406	28	704287R2	EM2534	131
528084R1	EM7838	141	66455C1	EM8620	40	704289R2	EM2520	130
528803R1	EM960	5	671032R1	EM5182	28	704330R95	EM1900	134
529234R1	EM7821	40	671033R1	EM5182	28	704395R96	EM9311	70
529365R91	EM2412	147	67328C1	EM7825	7	704436R1	EM1808	86
529372R1	EM2412	147	67526C91	EM4600	13	704447R94	EM7558	48
529372R91	EM2412	147	67527C91	EM5062	5	704447R95	EM7558	48
529854R2	EM2177	119	67527C92	EM5062	5	704449R1	EM5503	132
529965R91	EM1117	48	67535C91	EM7858	13	704455R1	EM7780	91
529965R92	EM1117	48	690171C1	EM6079	121	704456R2	EM7781	91
529965R93	EM1117	48	69761C	EM8104	7	704486R1	EM270	5
530102R91	EM7816	60	69844C91	EM3617	64	704486R1	EM8038	6
530104R91	EM7845	6	69991C91	EM7860	140	704520R1	EM6106	126
530144R92	EM6611	120	69992C91	EM7862	140	704613R1	EM9301	150
530402R3	EM7151	62	69993C91	EM7862	140	704613R2	EM9301	150

OE NUMBER	PART NUMBER	PAGE	OE NUMBER	PART NUMBER	PAGE	OE NUMBER	PART NUMBER	PAGE
704614R21	EM3433	102	710348R1	EM5097	44	81307C1	EM4728	24
704614R21	EM3433	149	710768R91	EM4297STD	108	81309C1	EM4723	23
704614R31	EM3433	102	710769R1	EM4297-030	108	81310C1	EM4723	23
704614R31	EM3433	149	711045R1	EM4490	122	81311C1	EM4723	23
704616R93	EM2415	147	711197R1	EM9304	60	81312C1	EM6918	34
704616R95	EM2415	147	711197R2	EM9304	60	81313C1	EM7459	23
704616R96	EM2415	147	711312R1	EM9303	69	81319C1	EM4730	22
704625R1	EM9305	134	711312R2	EM9303	69	81320C1	EM4731	22
704625R3	EM9305	134	712794R91	EM7872	59	81325C1	EM4732	21
704625R4	EM9305	134	715146R91	EM4297-010	108	81326C1	EM7242	21
704640R91	EM7612	117	716104R91	EM4906	98	81379R1	EM7450	28
704675R91	EM450X16	10	716410R99	EM3819	123	81410C2	EM4725	25
704675R92	EM450X16	10	718891R97	EM3819	123	81411C1	EM4560	26
705525R91	EM6463	61	751303R51	EM1721	83	81411C2	EM4560	26
705542R91	EM8876	63	751509R3	EM9309	136	81416C1	EM7785	27
705592R1	EM6104	13	751509R4	EM9309	136	81417C1	EM7785	27
705593R1	EM6104	13	751512R1	EM9308	136	81419C1	EM7959	26
705886R1	EM8938	112	751605R92	EM2331	74	81428C1	EM4721	23
705887R1	EM6699	112	751730R92	EM5291	4	81429C2	EM4724	25
706105R93	EM1689	97	751761R92	EM7843	51	81430C1	EM4722	24
706227R1	EM1266	79	751779R91	EM2415	147	81435C1	EM4894	22
706592R1	EM9300	118	751779R92	EM2415	147	81452C1	EM4720	22
706592R2	EM9300	118	751846R93	EM3617	64	81453C1	EM4719	21
706592R3	EM9300	118	795662R1	EM1207	103	81455C1	EM4718	21
706959R2	EM8199	121	795668R1	EM1211	115	81597C1	EM7451	29
70767C91	EM7151	62	795681R1	EM749	95	81598C1	EM7451	29
707713R91	EM2415	147	795719R1	EM7081	94	81615C1	EM7771	29
707713R92	EM2415	147	795720R1	EM7082	94	81670C1	EM7454	24
707713R93	EM2415	147	795728R1	EM2012	94	81676C1	EM5019	22
708294R93	EM6705	110	795730R1	EM312	89	81676C1	EM5019	34
708314R1	EM6186	81	795774R1	EM1163	87	81683C1	EM4895	22
708331R1	EM5043	82	795775R1	EM550	122	81688C1	EM7926	21
708332R1	EM5044	82	795882R91	EM4159	85	81873C1	EM4512	31
708332R2	EM5044	82	795896R1	EM799	86	82713C1	EM2414	147
708423R94	EM1806	16	795907R1	EM5897	88	82713C2	EM2414	147
708424R91	EM138	16	796119R1	EM6420	85	83027C1	EM2414	147
708580R91	EM5729	69	80548C1	EM5976	148	83027C2	EM2414	147
708601R1	EM6102	16	81214C1	EM5180	28	83028C1	EM2414	147
708602R91	EM6187	16	81215C1	EM5180	28	84496C1	EM9401	129
708611R91	EM1810	16	81231C1	EM5182	28	84497C1	EM9410	130
708612R1	EM1810	16	81232C1	EM5182	28	84497C2	EM9410	130
708903R91	EM2678	103	81233C1	EM5183	29	84738C1	EM2414	147
708910R91	EM5149STD	106	81277C1	EM2406	7	84738C2	EM2414	147
708912R91	EM5149-010	106	81277C1	EM2406	28	85025C1	EM7153	61
708912R91	EM5149-030	106	81278C1	EM2406	7	85025C2	EM7153	61
708912R91	EM5149-040	106	81278C1	EM2406	28	85026C1	EM7150	62
708912R91	EM5149-050	106	81279C1	EM7457	27	85026C3	EM7150	62
708912R91	EM5149-060	106	81287C2	EM4726	25	85104C91	EM4554	63
708912R91	EM5149STD	106	81288C1	EM4559	26	85104C92	EM4554	63
708914R91	EM5149-020	106	81294C1	EM7458	27	85661H	EM7871	60
708969R92	EM9018	45	81296C1	EM7772	26	871244R1	EM7450	28
709449R1	EM5503	132	81305C1	EM4727	24	871245R1	EM7450	28
709502R1	EM3041	132	81305C2	EM4727	24	88107C91	EM9143	17
709638R95	EM7908	61	81306C1	EM7453	26	88107C92	EM9143	17

OE NUMBER	PART NUMBER	PAGE	OE NUMBER	PART NUMBER	PAGE	OE NUMBER	PART NUMBER	PAGE
88107C93	EM9143	17	A77975	EM4862	97	J906413	EM4478	104
90030C2	EM6886	29	A78042	EM5218	98	J906415	EM4480	104
90031C1	EM6885	29	A918986	EM5407	84	J906700	EM5493	128
90031C2	EM6885	29	B503521	EM4886	110	J906854	EM5476	93
91450C1	EM7256	42	B509413	EM3819	123	J907057	EM3890	96
92281C1	EM9246	50	B514004	EM1118	48	J907240	EM5473	95
92293C1	EM7205	50	D142950	EM4540	32	J908031	EM5900	84
92602C91	EM7152	61	D56453	EM8882	119	J908032	EM5406	84
92602C92	EM7152	61	G45307	EM7408	120	J908615	EM8578	118
93835C91	EM3111	134	G45368	EM7363	37	J909411	EM6644	103
93835C92	EM3111	134	G57046	EM550X16	10	J909886	EM6153	112
972467R91	EM8095	60	H437677	EM4516	34	J910066	EM4480	104
A151931	EM6079	121	H437678	EM4507	34	J911564	EM6361	132
A184460	EM8889	147	H437679	EM4546	34	J912587	EM5493	128
A184963	EM8482	117	J100304	EM6079	121	J913990	EM4924	122
A189049	EM8890	147	J282805	EM3890	96	J914005	EM4478	104
A26744	EM9370	20	J283333	EM4861	96	J914086	EM5111	133
A30834	EM7408	120	J283335	EM3890	96	J914638	EM5481	114
A40962	EM8943	38	J283337	EM4861	96	J915707	EM6594	93
A42242	EM7408	120	J286277	EM3822	123	J916255	EM6084	81
A77405	EM5387	107	J286503	EM8584	117	J916781	EM5954	81
A77406	EM5388	106	J396316	EM5495	111	J917358	EM3890	96
A77410	EM5483	75	J800974	EM3821	124	J917728	EM6163	83
A77465	EM5389	108	J800976	EM3821	124	J917729	EM6164	83
A77466	EM5389-010	108	J802358	EM3822	123	J918174	EM6133	103
A77467	EM5389-020	108	J802429	EM6173	78	J918175	EM5491	105
A77468	EM5389-030	108	J802479	EM3821	124	J918211	EM4478	104
A77473	EM5388-010	106	J802747	EM5986	75	J918213	EM4480	104
A77475	EM5388-020	106	J802975	EM3821	124	J918232	EM5900	84
A77479	EM5388-040	106	J843760	EM8584	117	J918257	EM6134	103
A77493	EM3891	98	J900250	EM6170	92	J918292	EM5489	105
A77500	EM4921	78	J900965	EM6811	88	J918944	EM5111	133
A77544	EM6079	121	J901085	EM4929	122	J919562	EM8596	118
A77579	EM3821	124	J901117	EM5465	89	J920031	EM5412	82
A77616	EM1563	113	J901170	EM5389	108	J920779	EM6545	83
A77625	EM3891	98	J901177	EM8585	92	J920780	EM6544	82
A77671	EM4863	99	J901187	EM5475	91	J920867	EM5465	89
A77672	EM4862	97	J901306	EM5487	115	J920868	EM5466	90
A77704	EM3821	124	J901381	EM8536	87	J921067	EM4480	104
A77727	EM4921	78	J901383	EM5411	87	J921394	EM3890	96
A77730	EM5484	75	J901569	EM5400	87	J921444	EM5469	90
A77733	EM5484	75	J901607	EM5466	90	J921557	EM5489	105
A77736	EM5493	128	J902666	EM5105	100	J921558	EM5490	105
A77755	EM3890	96	J903202	EM8584	117	J923262	EM5470	94
A77790	EM6812	102	J903938	EM6545	83	J923564	EM5475	91
A77793	EM3891	98	J903939	EM6544	82	J924582	EM5477	93
A77842	EM5218	98	J904105	EM5478	93	J924644	EM4480	104
A77858	EM4862	97	J904166	EM5397	79	J924719	EM4478	104
A77859	EM3891	98	J904353	EM6369	102	J925232	EM5400	87
A77860	EM4863	99	J904374	EM5494	111	J926201	EM4480	104
A77861	EM3892	99	J904679	EM5470	94	J926202	EM4478	104
A77894	EM5389	108	J905194	EM5471	94	J926203	EM4479	104
A77896	EM5388	106	J905449	EM6151	100	J926700	EM8508	91
A77925	EM3891	98	J906206	EM5474	91	J927154	EM6371	150

OE NUMBER	PART NUMBER	PAGE	OE NUMBER	PART NUMBER	PAGE	OE NUMBER	PART NUMBER	PAGE
J927642	EM6594	93	K262907	EM3323STD	106	K920929	EM2631	44
J928143	EM5494	111	K262908	EM3323-010	106	K921351	EM2410	147
J928639	EM5492	127	K262909	EM3323-020	106	K926833	EM2410	147
J928870	EM6169	87	K262910	EM3323-030	106	K928523	EM1563	113
J929005	EM5479	93	K262933	EM7257	42	K928528	EM1563	113
J929036	EM5900	84	K262954	EM4843	11	K928541	EM3323STD	106
J929037	EM5406	84	K262979	EM2180	120	K928542	EMW2201STD	107
J929039	EM5481	114	K262981	EM7362	38	K928543	EMW2201STD	107
J929042	EM5398	114	K262982	EM7363	37	K928554	EM3323-010	106
J929735	EM5414	82	K300657	EM952	43	K928555	EM3323-020	106
J929736	EM5996	81	K302896	EM7905	145	K928556	EM3323-030	106
J929792	EM6134	103	K303743	EM7903	145	K928560	EMW2201-005	107
J929795	EM5105	100	K306549	EM7205	50	K928561	EMW2201-005	107
J930336	EM4478	104	K311686	EM7257	42	K928622	EM3339	89
J930338	EM4480	104	K311939	EM8914	110	K928712	EM2410	147
J930906	EM5105	100	K311939	EM2040	110	K929631	EM2184	68
J931019	EM6837	97	K31669	EM3691	122	K943439	EM1915	92
J931062	EM8584	117	K395039	EM4514	33	K944997	EM8914	110
J931623	EM5473	95	K395040	EM4505	33	K944997	EM2040	110
J932012	EM5954	81	K395075	EM4510	31	K945753	EM110	51
J933252	EM5495	111	K395087	EM4511	31	K945754	EM1443	52
J934817	EM5111	133	K395090	EM4532	30	K947758	EM2847	96
J936203	EM5111	133	K395102	EM4497	33	K947937	EM450X16	10
J937027	EM4478	104	K395114	EM4508	34	K949721	EM2092	75
J937345	EM8578	118	K611270	EM4843	11	K953783	EM2847	96
J944713	EM5955	111	K623698	EM281	137	K957519	EM6852	149
J948071	EM4480	104	K628127	EM4761	102	K957520	EM5136	151
J948095	EM6174	79	K68327	EM5136	151	K960911	EM1221	116
K13353	EM5760	51	K68951	EM1784	128	K961721	EM8176	87
K200831	EM7711	128	K80043	EM8176	87	K962176	EM2846	97
K203992	EM536	43	K900368	EM7711	128	K962224	EM1985	84
K207436	EM3049STD	108	K900771	EM3300	150	K962338	EM2903	44
K207497	EM3049-010	108	K901836	EM7119	43	K962338	EM2631	44
K207498	EM3049-020	108	K902125	EM8430	118	K962387	EM2399	17
K208039	EM7077	127	K902321	EM8430	118	K963644	EM053	51
K208039	EM997	128	K902464	EM7119	43	K963646	EM1443	52
K24659	EM2404	8	K905166	EM2410	147	K963825	EM6917	49
K260250	EM7362	38	K906744	EM6852	149	K964218	EM3204	49
K260254	EM7363	37	K907343	EM3303	150	K964883	EM2846	97
K260282	EM2849	99	K907344	EM3300	150	K964954	EM2180	120
K260285	EM2846	97	K909944	EM2040	110	K965265	EM4536	30
K261069	EM2093	77	K911904	EM3049STD	108	K965266	EM4513	30
K262014	EM7119	43	K912638	EM3049-010	108	K965267	EM6650	30
K262265	EM937	111	K912639	EM3049-020	108	K965319	EM7774	59
K262750	EM2847	96	K913941	EM3049-030	108	K965803	EM2849	99
K262752	EM2846	97	K914795	EM2847	96	N13504	EM4531	32
K262755	EM2846	97	K917634	EM2410	147	N13513	EM4549	35
K262765	EM2849	99	K917962	EM7077	127	N14372	EM4538	33
K262809	EM7363	37	K917962	EM997	128	N14373	EM4505	33
K262811	EM4514	33	K917985	EM1985	84	N14377	EM2788	35
K262843	EM2410	147	K918684	EM2849	99	N14388	EM2787	35
K262887	EM7362	38	K920522	EM6881	120	N14408	EM4519	31
K262888	EM7363	37	K920806	EM6881	120	N14411	EM4529	32
K262903	EM3049-030	108	K920929	EM2903	44	N8153	EM8883	119





OE NUMBER	PART NUMBER	PAGE	OE NUMBER	PART NUMBER	PAGE	OE NUMBER	PART NUMBER	PAGE
N8897	EM1678	32						
ST2175	EM8095	60						
ST219A	EM7870	59						
ST269A	EM7869	60						
ST273A	EM7871	60						
ST981	EM8095	60						




Replacement parts for **David Brown** Applications








CATEGORY	PAGE	CATEGORY	PAGE
ALTERNATORS	20	ROD BEARINGS	42
BODY PANELS	1	SEATS & CUSHIONS	4
BRAKE CYLINDER KITS	24	SELECTORS	29
BRAKE MASTER CYLINDER	23	SILENCERS	62
CARRARO AXLE	11	STABILISER	60
CLUTCH COMPONENTS	28	STARTER MOTORS	18
CLUTCHES	26	STEERING	10
DECALS & EMBLEMS	3	SWITCHES	15
DRAG LINKS	13	TIE RODS	12
DRUM BRAKES	21	VALVE TRAIN	37
DRY BRAKES	22	WATER PUMP REPAIR KITS	49
ENGINE BUSHES	46	WATER PUMPS	47
ENGINE KITS	30	WHEEL HUB	5
FAN BELTS	54	WIPER BLADES	61
FENDERS & FOOTPLATES	2		
FILTRATION	44		
FRONT AXLE	9		
FRONT/REAR WHEELS	7		
FUEL SYSTEM	43		
GASKETS	38		
HARD PARTS	36		
HOSES	52		
HYDRAULIC COUPLING	58		
HYDRAULIC LIFT	57		
HYDRAULIC PUMP	55		
HYDRAULIC REPAIR KIT	56		
INSTRUMENTS	14		
LIGHTS & BULBS	17		
LINERS	35		
LINK ARMS	59		
MAIN BEARINGS	41		
MANIFOLDS & ELBOWS	63		
PISTONS	32		
RAD CAPS & THERMOSTAT	51		
RADIATORS	50		
REAR AXLE HOUSING	25		
RINGS	34		


PART NUMBER	IMAGE	DESCRIPTIONS	DAVID BROWN	MODELS
BODY PANELS				
EM5297		TOP GRILL SELECTAMATIC	K916539	770, 780, 885
EM7729		FRONT GRILL SELECTAMATIC 32 x 38cm		770, 780
EM5529		FRONT GRILL SELECTAMATIC 36 x 44cm		880
EM5299		FRONT GRILL SELECTAMATIC 36 x 38cm		885
EM5298		FRONT GRILL SELECTAMATIC 42 x 44cm	K947644, K947842	990, 995, 996
EM5300		FRONT GRILL SET IMPLEMATIC	K902241, K902262, K902359, K906458	850, 880, 890, 950, 990
EM5837		GRILL KNOB SELECTAMATIC	K921811	880, 885, 990, 995, 996, 1210, 1212, 1410, 1412
EM5302		GRILL KNOB IMPLEMATIC	K88674	850, 880, 890, 950, 990
EM5295		FUEL TANK COVER PANEL	K962015	780, 885, 990, 995, 996, 1200, 1210, 1212, 1410, 1412

PART NUMBER	IMAGE	DESCRIPTIONS	DAVID BROWN	MODELS
FENDERS & FOOTPLATES				
EM5284		FENDER SET SELECTAMATIC	K914247, K914302	770, 780, 885
EM5283		FENDER SET IMPLEMATIC	K904724, K904725	850, 880, 950, 990
EM7481		FENDER SET SELECTAMATIC	K916511, K916508	1200
EM6253		FENDER		25D




PART NUMBER	IMAGE	DESCRIPTIONS	DAVID BROWN	MODELS
DECALS & EMBLEMS				
EM5385		DECAL ROSES SILVER ORIGINAL STYLE		
EM5379		DECAL ROSES GOLD	K947387, K951132	885, 990, 995, 996, 1210, 1212, 1410, 1412
EM6192		DECAL SET SELECTAMATIC	K949207	990






PART NUMBER	IMAGE	DESCRIPTIONS	DAVID BROWN	MODELS
SEATS & CUSHIONS				
EM7690		SEAT PAN ASSY	K912124, K912128	770, 780, 880, 990
EM6563		SEAT	K947414	885, 990, 995, 996, 1210, 1212, 1410, 1412
EM5292		SEAT CUSHION SET RED WITH YELLOW TRIM		
EM5293		SEAT CUSHION SET RED WITH WHITE TRIM		
EM5294		SEAT CUSHION SET BROWN WITH WHITE TRIM		







PART NUMBER	IMAGE	DESCRIPTIONS	DAVID BROWN	MODELS
WHEEL HUB				
EM6883		WHEEL HUB	K910176	850, 880, 885, 890, 950, 990, 995, 996, 1190, 1194, 1290, 1294, 1390, 1394
EM5174		FRONT WHEEL STUD	K907400	850, 880, 885, 890, 950, 990, 995, 996, 1190, 1194, 1290, 1294, 1390, 1394
EM9183		FRONT WHEEL STUD	K600875	(880, (990, 995, 996 Q CAB), 1200, 1210, 1212, 1410, 1412, 1490, 1494, 1594, 1690, 1694 Heavy Duty Axle)
EM6640		WHEEL BEARING KIT	K962985	850, 880, 885, 890, 950, 990, 995, 996, 1190, 1194, 1290, 1294, 1390, 1394 early parallel spindle type axle
EM8499		WHEEL BEARING KIT	K962986	880, 885, 950, 990, 995, 996, 1190, 1194, 1200, 1210, 1212, 1290, 1294, 1390, 1394, 1410, 1412, 1490, 1494, 1594, 1690, 1694
EM7384		WHEEL BEARING KIT	K262214, 1539053C1	880, 885, 990, 995, 996, 1190, 1194, 1290, 1294, 1390, 1394 fits EM4602 standard clearance spindle only
EM5602		FRONT HUB SEAL	K623450, K262885, K15638	880, 885, 990, 995, 996, 1190, 1194, 1290, 1294, 1390, 1394
EM5603		FRONT HUB SEAL	K623419, K262882	880, 990, 995, 996, 1200, 1210, 1212, 1410, 1412, 1490, 1494, 1594, 1690, 1694 heavy duty axle
EM2404		INNER/OUTER WHEEL BEARING	3142103R91, 651817R1, 651818R91, K620076	770, 780

PART NUMBER	IMAGE	DESCRIPTIONS	DAVID BROWN	MODELS
EM2403		INNER WHEEL BEARING	K620046, K908322, 618022R91, 618023R91, 618024R1, G57452, G57451	850, 880, 885, 890, 950, 990, 995, 996, 1190, 1194, 1290, 1294, 1390, 1394







PART NUMBER	IMAGE	DESCRIPTIONS	DAVID BROWN	MODELS
FRONT/REAR WHEELS				
EM450X16		FRONT WHEEL RIM 450 x 16" 600 x 16" TYRE	704675R92, K907803, K914053, K947937, K947938	770, 780, 850, 880, 885, 890, 950, 990, 995, 996, 1190, 1200, 1210, 1212, 1490
EM550X16		FRONT WHEEL RIM 550 x 16" 750 x 16 TYRE	3114166R91, G57046, K905277, K907805, K914312, K947941	880, 885, 990, 995, 996, 1190, 1194, 1200, 1210, 1212, 1290, 1294, 1390, 1394, 1410, 1412, 1490, 1494, 1594, 1690, 1694
EM9X28C		REAR WHEEL RIM C/W CENTRE 9 x 28" 10 OR 11" TYRE		
EM9X28		REAR WHEEL RIM 9 x 28" 10 OR 11" TYRE		
EM112A		REAR WHEEL RIM C/W CENTRE 11 x 28" 12 OR 13" TYRE		
EM1903		REAR WHEEL BOLT 2 7/8" x 5/8" UNF RIM TO CENTRE NUT FOR BOLT IS EM4659	K611261	770, 780, 880, 950, 990, 1200
EM4843		REAR WHEEL BOLT & NUT 2 7/8" x 5/8" UNF RIM TO CENTRE	K262954, K611270	770, 780, 880, 990, 995, 996, 1190, 1194, 1200, 1210, 1212, 1290, 1294, 1390, 1394, 1490, 1494, 1594, 1690, 1694
EM4659		REAR WHEEL NUT 5/8" UNF RIM TO CENTRE FITS BOLTS EM4843		770, 780, 880, 990, 995, 996, 1190, 1194, 1200, 1210, 1212, 1290, 1294, 1390, 1394, 1490, 1494, 1594, 1690, 1694



PART NUMBER	IMAGE	DESCRIPTIONS	DAVID BROWN	MODELS
EM5728		REAR WHEEL NUT 5/8" UNF AXLE TO CENTRE FITS STUDS EM7820 & EM8070	K611265, K617167, K617171	770, 990, 995, 996
EM698		REAR WHEEL NUT 5/8" UNF RIM TO CENTRE		990, 995, 996
EM269		NUT REAR WHEEL 3/4" UNF RIM TO CENTRE		990, 995, 996

PART NUMBER	IMAGE	DESCRIPTIONS	DAVID BROWN	MODELS
FRONT AXLE				
EM4602		SPINDLE LH/RH STANDARD CLEARANCE 10" LONG	K262209	880, 885, 990, 995, 996, 1290, 1294, 1390, 1394
EM4603		SPINDLE LH/RH HIGH CLEARANCE 18 1/4" LONG	K262211	880, 885, 990, 995, 996, 1290, 1294, 1390, 1394
EM4604		SPINDLE LH/RH ORCHARD AXLE 7 1/4" LONG	K262207, K963522	885, 1190, 1194, 1290, 1294, 1390, 1394
EMB3249		SPINDLE BUSH	K11598, K262931	850, 880, 885, 890, 950, 990, 995, 996, 1190, 1194, 1290, 1294, 1390, 1394
EM7385		SPINDLE THRUST WASHER	K33682	850, 880, 885, 890, 950, 990, 995, 996, 1190, 1194, 1290, 1294, 1390, 1394

PART NUMBER	IMAGE	DESCRIPTIONS	DAVID BROWN	MODELS
STEERING				
EM138		STEERING WHEEL KEYED	K262937, K83746, K914001	770, 780, 850, 880, 885, 890, 950, 990, 995, 996, 1200, 1210, 1212
EM5565		STEERING WHEEL WASHER CHROME	K626671	770, 780, 850, 880, 885, 890, 950, 990, 995, 996, 1200, 1210, 1212
EM4697		MAIN SHAFT 622mm	K912411	880, 990, 995, 996
EM7221		STEERING SHAFT REPAIR KIT		880, 990, 995, 996
EM6069		POWER STEERING CYLINDER	K207771, K948609	1210, 1212, 1410, 1412, 1490, 1494, 1594, 1690
EM4038		ORBITAL STEERING UNIT 100cc 160 bar	K207419	880, 1194, 1210, 1212, 1294, 1394, 1494, 1594, 1694
EM9123		POWER STEERING PUMP SEAL KIT	K964935	990, 995, 996, 1200, 1210, 1212, 1290, 1294, 1390, 1394, 1410, 1412, 1490, 1494, 1594, 1690, 1694
EM2621		POWER STEERING PUMP SEAL		990, 995, 996, 1200, 1210, 1212, 1290, 1294, 1390, 1394, 1410, 1412, 1490, 1494, 1594, 1690, 1694

PART NUMBER	IMAGE	DESCRIPTIONS	DAVID BROWN	MODELS
CARRARO AXLE				
EM4507		CARRIER UNIT		1394, 1494, 1594
EM4499		DRIVE SHAFT INNER SEAL	1966164C1, CAR116723	1394, 1494, 1594
EM4516		RING GEAR		1394, 1494, 1594








PART NUMBER	IMAGE	DESCRIPTIONS	DAVID BROWN	MODELS
TIE RODS				
EM2279		TIE ROD END	K262853, K908071	(770, 780, 850, 880, 885, 950 Manual Steering, 4 required), (770, 780, 880, 885, 950 Power Assisted, 3 required), (885, 990, 995, 996, 1190, 1194, 1210, 1212, 1290, 1390, 1490 Hydrostatic Steering side mounted cylinder, 2 required), (990, 995, 996 to 11075111 Manual Steering, 4 required), (990, 995, 996 from 11075112 Manual Steering, 2 required), (1200 Power Assisted, 2 required)
EM2280		TIE ROD END	K929057, K262851	(885, 990, 995, 996, 1210, 1212 Hydrostatic Steering side mounted cylinder, 1 required)
EM7361		TIE ROD END	K965270, CAR98854	(990, 995, 996, 1290, 1390, 1490 Carraro 4WD Axle, 1 required)
EM7364		TIE ROD END	K965269	(990, 995, 996, 1290, 1390, 1490 Carraro 4WD Axle, 1 required)
EM7362		TIE ROD END	K260250, K262887, K262981	(1394, 1494, 1594, 1690, 1694 Carraro 4WD Axle, 1 required)
EM7363		TIE ROD END	K260254, K262809, K262888, K262982	(1394, 1494, 1594, 1690, 1694 Carraro 4WD Axle, 1 required)

PART NUMBER	IMAGE	DESCRIPTIONS	DAVID BROWN	MODELS
DRAG LINKS				
EM5018		DRAG LINK END	K207721, K923766, K262849	(885, 990, 995, 996, 1190, 1194, 1210, 1212, 1290, 1390, 1490 Hydrostatic Steering side mounted cylinder, 1 required), (1190, 1194, 1210, 1212, 1290, 1294, 1390, 1394, 1410, 1412, 1490, 1690 4WD Hydrostatic Steering transverse cylinder, 2 required)
EM2281		DRAG LINK END	K207722, K262852, K915962	([990, 995, 996 from 11075112], 1200 Manual Steering, 2 required), (1190, 1194, 1210, 1212, 1290, 1294, 1390, 1394, 1410, 1412, 1490, 1494, 1594, 1690 4WD Hydrostatic Steering transverse cylinder, 2 required), (1200 Power Assisted Steering, 1 required)





PART NUMBER	IMAGE	DESCRIPTIONS	DAVID BROWN	MODELS
INSTRUMENTS				
EM632		TEMPERATURE GAUGE	K11638	900, 950
EM8921		TEMPERATURE GAUGE	3127959R3, 3127959R4	1200, 120, 1212, 1410, 1412, 770, 780, 880, 885, 990, 995, 996
EM633		FUEL GAUGE	K262707, K917374, K921147, K962496	770, 780, 880, 885, 990, 995, 996, 1200, 1210, 1212, 1410, 1412
EM826		FUEL GAUGE		770, 780, 880, 885, 990, 995, 996, 1200, 1210, 1212, 1410, 1412
EM6704		TACHO CABLE 1230mm	K948533, K951523, K954955, K957154, K957487	880, 885, 990, 995, 996, 1190, 1210, 1212, 1290, 1390, 1410, 1412, 1490, 1594, 1690
EM6878		TACHO CABLE 1240mm		



PART NUMBER	IMAGE	DESCRIPTIONS	DAVID BROWN	MODELS
SWITCHES				
EM7253		TEMPERATURE SWITCH 5/8" UNF	K300297, K907985, K921149	770, 780, 880, 885, (990, 995, 996 to 11070000), 1200, 1210, 1212
EM535		TEMPERATURE SWITCH	K952332	(990, 995, 996 from 11070001), 1410, 1412
EM7254		TEMPERATURE SWITCH	K311943, K302026	1190, 1194, 1290, 1294, 1390, 1394, 1490, 1494, 1594, 1690
EM7257		OIL PRESSURE SWITCH 7/16"	K311686, K903851, K262933	770, 780, 850, 880, 885, 890, 950, 990, 995, 996, 1190, 1194, 1200, 1210, 1212, 1290, 1294, 1390, 1394, 1410, 1412, 1490, 1494, 1594, 1690, 1694
EM536		IGNITION SWITCH 3 POSITION	K203992	770, 780, 880, 885, 990, 995, 996, 1190, 1194, 1210, 1212, 1290, 1294, 1390, 1394, 1410, 1412, 1490, 1494, 1594, 1690, 1694
EM7235		HEAD LIGHT SWITCH	K262014, K901836, K902464, 1502378C2	880, 950, 990, 1190, 1194, 1290, 1294, 1390, 1394, 1490, 1494, 1594, 1690, 1694
EM7119		HEAD LIGHT SWITCH	K262014, K901836, K902464, 1502378C2	1190, 1194, 1290, 1294, 1390, 1394, 1490, 1494, 1594, 1690, 1694
EM952		LIGHT & HORN SWITCH	K300657, 1502378C2	1190, 1194, 1290, 1294, 1390, 1394, 1490, 1494, 1594, 1690, 1694
EM2869		LIGHT & HORN SWITCH KNOB	1502379C1	1190, 1194, 1290, 1294, 1390, 1394, 1490, 1494, 1594, 1690, 1694

PART NUMBER	IMAGE	DESCRIPTIONS	DAVID BROWN	MODELS
EM7246		INDICATOR SWITCH	K946374, K300781	880, 990, 995, 996, 1210, 1212, 1410, 1412
EM2903		IGNITION KEY	K920929, K962338	770, 780, 880, 885, 990, 995, 996, 1190, 1194, 1210, 1212, 1290, 1294, 1390, 1394, 1410, 1412, 1490, 1494, 1594, 1690, 1694
EM5723		CONTROL BOX SPADE CONNECTOR	K908901	770, 780, 850, 880, 885, 990, 995, 996, 1200, 1210
EM9018		CONTROL BOX BULLET CONNECTOR	K900136, K963829	770, 780, 850, 880, 885, 990, 995, 996, 1200, 1210

PART NUMBER	IMAGE	DESCRIPTIONS	DAVID BROWN	MODELS
LIGHTS & BULBS				
EM9490	NO IMAGE	REAR LIGHT LH		880, 885, 990, 995, 996, 1210, 1212, 1410, 1412
EM9489	NO IMAGE	REAR LIGHT RH		880, 885, 990, 995, 996, 1210, 1212, 1410, 1412
EM5726		HEAD LIGHT LH BULB EM7054	K901837, K921082	770, 780, 850, 880, 885, 950, 990, 995, 996, 1200, 1210, 1212, 1410, 1412
EM5727		HEAD LIGHT RH BULB EM7054	K901838, K921083, K962770	770, 780, 850, 880, 885, 950, 990, 995, 996, 1200, 1210, 1212, 1410, 1412
EM5125		HEAD LIGHT LH/RH 4 1/2" DIAMETER	K962146, K915874, 3072947R91	770, 780, 880, 885, 990, 995, 996, 1200, 1210, 1212, 1410, 1412
EM9035		HEAD LIGHT MOUNT	K961759	770, 780, 880, 885, 990, 995, 996, 1200, 1210, 1212, 1410, 1412
EM5343		FENDER LIGHT LH/RH	K921080, K921079	770, 780, 880, 885, 990, 995, 996, 1210, 1212
EM5276		SIDE LIGHT LH/RH		850, 880, 950, 990
EM7054		BULB 12V 45/50 WATT P45T		FITS HEADLAMPS EM5726 & EM5727



PART NUMBER	IMAGE	DESCRIPTIONS	DAVID BROWN	MODELS
STARTER MOTORS				
EM6530		STARTER MOTOR 12V - 2.7KW 3 BOLT FIXING 290mm LENGTH 11 TEETH	K957341, K913007	770, 780, 880, 885, 1190, 1194
EM6531		STARTER MOTOR 12V - 2.7KW 3 BOLT FIXING 290mm LENGTH 11 TEETH	K262746, K957340, K262819	850, 890, 950, 990, 995, 996, 1200, 1210, 1212, 1290, 1294, 1390, 1394, 1410, 1412, 1490, 1494
EM6531-GR		STARTER MOTOR GEAR REDUCTION		850, 890, 950, 990, 995, 996, 1200, 1210, 1212, 1290, 1294, 1390, 1394, 1410, 1412, 1490, 1494
EM427		STARTER MOTOR 12V - 2.8KW 3 BOLT FIXING 300mm LENGTH 10 TEETH	K262761, K308650	1394, 1494, 1594, 1690, 1694
EM427-GR		STARTER MOTOR GEAR REDUCTION		1394, 1494, 1594, 1690, 1694
EM6917		SOLENOID	K963825	770, 780, 880, 885, 990, 995, 996, 1190, 1194, 1200, 1210, 1212, 1290, 1294, 1390, 1394, 1410, 1412, 1490, 1494
EM7487		SOLENOID		850, 890, 950, 990
EM1726		SOLENOID	3206518R2, K964215	1394, 1494, 1594, 1690, 1694
EM948		SOLENOID		1394, 1494, 1594, 1690, 1694



PART NUMBER	IMAGE	DESCRIPTIONS	DAVID BROWN	MODELS
EM8860		SOLENOID		1394, 1494, 1594, 1690, 1694
EM949		ARMATURE		1394, 1494, 1594, 1690, 1694
EM720		STARTER DRIVE ASSY		1394, 1494, 1594, 1690, 1694
EM3204		BRUSH SET	3118371R91	1394, 1494, 1594, 1690, 1694

PART NUMBER	IMAGE	DESCRIPTIONS	DAVID BROWN	MODELS
ALTERNATORS				
EM9246		ALTERNATOR 14V 70 AMP	92281C1, K302424, K307720, 84530361	1194, 1294, 1394, 1494, 1594, 1694
EM7205		ALTERNATOR 14V 45 AMP	92293C1, K306549, K925009, K956426	238, 248, 258, 268, 288, 374, 384, 385, 395, 395XL, 444, 454, 474, 484, 485, 485XL, 495, 495XL, 574, 584, 585, 585XL, 595, 595XL, 674, 684, 685, 685XL, 695, 695XL, 784, 785, 785XL, 795, 884, 885, 885XL, 895, 895XL, 3210, 3220, 3230, 4210, 4220, 4230, 4240







PART NUMBER	IMAGE	DESCRIPTIONS	DAVID BROWN	MODELS
DRUM BRAKES				
EM6261		BRAKE LINING KIT 1 3/4"	K262703, K262788, K960595, K964570	770, 780, 850, 880, 885, 950, 990
EM6262	NO IMAGE	BRAKE LINING KIT 2 1/2"	K262704, K962266	990, 995, 996, 1190, 1194, 1200, 1290, 1294
EM7397		BRAKE LINING KIT 3 1/2"	K262705, K964542	990, 995, 996, 1200, 1210, 1212, 1390, 1394, 1490
EM110		BRAKE ACTUATOR 9" DIAMETER	K945753, K963640	1410, 1412, 1594, 1690, 1694
EM053		BRAKE ACTUATOR SPRING	K963644	1410, 1412, 1594, 1690, 1694
EM6513		ACTUATOR BALL BEARING 7/8" BAG OF 10	K963645	1410, 1412, 1490, 1494, 1594, 1690, 1694
EM5760		REAR BRAKE SEAL	K13353	780, 850, 880, 885, 950, 990, 995, 996, 1200, 1210, 1212, 1410, 1412, 1494, 1594, 1690, 1694




PART NUMBER	IMAGE	DESCRIPTIONS	DAVID BROWN	MODELS
DRY BRAKES				
EM039		INTERMEDIATE DISC	K945755, K963647	1210, 1212, 1410, 1412, 1594, 1690, 1694
EM1647		INTERMEDIATE DISC	K200550	1490, 1494
EM1443		BRAKE DISC 23 SPLINE	K945754, K963646	1210, 1212, 1410, 1412, 1594, 1690, 1694
EM1648		BRAKE DISC 26 SPLINES	K202905	1490, 1494

PART NUMBER	IMAGE	DESCRIPTIONS	DAVID BROWN	MODELS
BRAKE MASTER CYLINDER				
EM5880		BRAKE MASTER CYLINDER	K950544	885, 990, 995, 996, 1190, 1194, 1210, 1212, 1290, 1294, 1390, 1394, 1410, 1412, 1490, 1494, 1594, 1690, 1694
EM9140		BRAKE SLAVE CYLINDER	K203416	1190, 1194, 1290, 1294, 1390, 1394, 1490


PART NUMBER	IMAGE	DESCRIPTIONS	DAVID BROWN	MODELS
BRAKE CYLINDER KITS				
EM5881		BRAKE MASTER CYLINDER SEAL KIT	K964572	885, 990, 995, 996, 1190, 1194, 1200, 1210, 1212, 1290, 1294, 1390, 1394, 1410, 1412, 1490, 1494, 1594, 1690, 1694
EM8110		BRAKE CYLINDER SEAL KIT	K964574	1210, 1212, 1410, 1412







PART NUMBER	IMAGE	DESCRIPTIONS	DAVID BROWN	MODELS
REAR AXLE HOUSING				
EM8096		REAR AXLE SEAL	K15550	770, 780, 850, 880, 885, 950, 990, 995, 996, 1190, 1194, 1200, 1210, 1212, 1290, 1294, 1390, 1394, 1490, 1494
EM9121		REAR AXLE SEAL	K623452	880, 885, 950, 990, 995, 996, 1190, 1194, 1200, 1210, 1212, 1290, 1294, 1390, 1394, 1490, 1494
EM9120		REAR AXLE SEAL	K262892, K623409, K623455	885, 890, 950, 990, 995, 996, 1200, 1210, 1212, 1290, 1294, 1390, 1394, 1490
EM8095		HALFSHAFT INNER BEARING	K19185, ST2175, ST981	1200, 1210, 1212, 770, 880, 885, 1190, 1290, 1390, 1490, 950, 990, 995, 996, 1194, 1294, 1394, 1494


PART NUMBER	IMAGE	DESCRIPTIONS	DAVID BROWN	MODELS
CLUTCHES				
EM5170		CLUTCH ASSY DUAL 10"	K918611	770, 780, 850, 880, 885, 950, 990, 1190, 1194
EM9275	NO IMAGE	CLUTCH ASSY SINGLE 10"	K14015	850, 880, 950
EM6660		CLUTCH ASSY DUAL 11"	K957252	990, 995, 1290, 1294, 1390
EM5661		CLUTCH ASSY DUAL 11"	K957435, K962949	996, 1190, 1200, 1210, 1212, 1290, 1294, 1390
EM7644	NO IMAGE	CLUTCH ASSY DUAL 12"	K202825	1594, 1690, 1694
EM5171		MAIN PLATE 10" 10 SPLINE	K923374, 1539034C1	770, 780, 850, 880, 885, 950, 1190, 1194
EM9274	NO IMAGE	MAIN PLATE 10" 10 SPLINE	K14014, K915379, 1539032C1	850, 880, 950
EM9036		MAIN PLATE 11" 10 SPLINE	K964966, K942507, 1539024C1, K957254, K971902, K923375, K902786	990, 995, 1290, 1294, 1390
EM5750		MAIN PLATE 11" 10 SPLINE	K957436, K919861, 1539041C1	996, 1190, 1200, 1210, 1212, 1290, 1294, 1390



PART NUMBER	IMAGE	DESCRIPTIONS	DAVID BROWN	MODELS
EM8858		MAIN PLATE 12" 10 SPLINE	K202625	1190, 1194, 1210, 1294, 1394, 1410, 1412, 1490, 1494
EM5172		PTO PLATE 10" 10 SPLINE	K89322, 1539030C1	780, 850, 880, 885, 950, 990, 995, 1190, 1194, 1290, 1294, 1390
EM5017		PTO PLATE 11" 10 SPLINE	K915827, 1539033C1	990, 995, 996, 1190, 1200, 1210, 1212, 1290, 1294, 1390


PART NUMBER	IMAGE	DESCRIPTIONS	DAVID BROWN	MODELS
CLUTCH COMPONENTS				
EM4364		CLUTCH RELEASE BEARING	K620153	770, 780, 850, 880, 885, 950, 990, 995, 996, 1190, 1194, 1200, 1210, 1212, 1290, 1294, 1390, 1394, 1410, 1412, 1490, 1494, 1594, 1690, 1694
EM8425		CLUTCH RELEASE BEARING	K19177	996, 1190, 1194, 1200, 1210, 1212, 1290, 1294, 1390, 1394, 1410, 1412, 1490, 1494, 1594, 1690, 1694
EM5173		PILOT BEARING	K19167	770, 780, 880, 885, 950, 990, 995, 996, 1190, 1194, 1200, 1210, 1212, 1290, 1294, 1390, 1394, 1410, 1412, 1490, 1494, 1594, 1690, 1694
EM9431		CLUTCH SLAVE CYLINDER	K304693	990, 995, 996, 1190, 1194, 1290, 1294, 1390, 1394, 1490, 1690
EM9142		CLUTCH SLAVE CYLINDER	K950550, K957166	990, 995, 996, 1190, 1210, 1212, 1290, 1390, 1410, 1490

PART NUMBER	IMAGE	DESCRIPTIONS	DAVID BROWN	MODELS
SELECTORS				
EM2184		GEAR LEVER RUBBER BOOT	K929631	880, 990, 995, 996, 1210, 1212, 1410, 1412







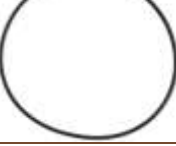

PART NUMBER	IMAGE	DESCRIPTIONS	DAVID BROWN	MODELS
ENGINE KITS				
EMK400		ENGINE KIT CONTAINS: PISTONS, RINGS, LINERS, FULL GASKET SET WITH SEALS		770
EMK410		ENGINE KIT CONTAINS: PISTONS, RINGS, LINERS, FULL GASKET SET WITH SEALS		780, 880, 885
EMK470	NO IMAGE	ENGINE KIT CONTAINS: PISTONS, RINGS, LINERS, FULL GASKET SET		(880, 900, 950 Straight Liner)
EMK480	NO IMAGE	ENGINE KIT CONTAINS: PISTONS, RINGS, LINERS, FULL GASKET SET		(880, 900, 950 Stepped Liner)
EMK420		ENGINE KIT CONTAINS: PISTONS, RINGS, LINERS, FULL GASKET SET WITH SEALS		990 AD4/47
EMK430		ENGINE KIT CONTAINS: PISTONS, RINGS, LINERS, FULL GASKET SET WITH SEALS		990 AD4/49
EMK450		ENGINE KIT CONTAINS: PISTONS, RINGS, LINERS, FULL GASKET SET WITH SEALS		995, 996, 1200, 1210, 1212, 1290, 1294, 1390
EMK440		ENGINE KIT CONTAINS: PISTONS, RINGS, LINERS, FULL GASKET SET WITH SEALS		1190, 1194



PART NUMBER	IMAGE	DESCRIPTIONS	DAVID BROWN	MODELS
EMK460		<p>ENGINE KIT CONTAINS: PISTONS, RINGS, LINERS, FULL GASKET SET WITH SEALS</p>		<p>1394, 1410, 1412, 1490, 1494</p>








PART NUMBER	IMAGE	DESCRIPTIONS	DAVID BROWN	MODELS
PISTONS				
EM2092		PISTON & RINGS C/W PIN & CLIPS EM2092-020 EM2092-030 EM2092-040	K949721	770, (990 AD4/49)
EM2092P+P		PISTON C/W PIN & CLIPS EM2092P+P-020 EM2092P+P-030 EM2092P+P-040	K943883	770, (990 AD4/49)
EM2094		PISTON & RINGS C/W PIN & CLIPS EM2094-020 EM2094-030 EM2094-040	K949474	780, 880, 885, 995, 996, 1190, 1194, 1200, 1210, 1212, 1290, 1294, 1390
EM2094P+PSTD		PISTON C/W PIN & CLIPS EM2094P+P-020 EM2094P+P-030 EM2094P+P-040		780, 880, 885, 995, 996, 1190, 1194, 1200, 1210, 1212, 1290, 1294, 1390
EM3922		PISTON & RINGS C/W PIN & CLIPS	K900800	(880, 900, 950 30D engine), 50D
EM3922P+P		PISTON C/W PIN & CLIPS	K900800	(880, 900, 950 30D engine), 50D
EM2088		PISTON & RINGS C/W PIN & CLIPS	K902668	990 AD4/47
EM2088P+P		PISTON C/W PIN & CLIPS	K902667, K940616	990 AD4/47






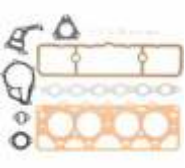

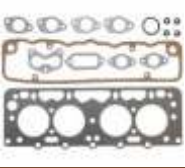

PART NUMBER	IMAGE	DESCRIPTIONS	DAVID BROWN	MODELS
EM3593		PISTON C/W PIN & CLIPS	K206954, K944573	1394, 1410, 1412, 1490, 1494, 1594, 1690, 1694










PART NUMBER	IMAGE	DESCRIPTIONS	DAVID BROWN	MODELS
RINGS				
EM2093		RING SET EM2093-020 EM2093-030 EM2093-040	K261069, K964731	770, 780, 880, 885, (990 AD4/49), 995, 996, 1190, 1194, 1200, 1210, 1212, 1290, 1294, 1390, 1394, 1410, 1412, 1490, 1494, 1594, 1690, 1694
EM2089		RING SET	K67922, K964728, K262977	(880, 900, 950 30D engine), (990 AD4/47), 50D



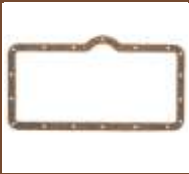




PART NUMBER	IMAGE	DESCRIPTIONS	DAVID BROWN	MODELS
LINERS				
EM1442		LINER PRESS FIT	K964857	770, 780, 880, 885, (990 AD4/49), 995, 996, 1190, 1194, 1200, 1210, 1212, 1290, 1294, 1390, 1394, 1410, 1412, 1490, 1494, 1594, 1690, 1694
EM3878		LINER STRAIGHT 3 5/8"	K900132	(880, 900, 950 30D engine), 50D
EM3879		LINER STEPPED 3 5/8"	K902001	(880, 900, 950 30D engine), 50D
EM2090		LINER SLIP FIT	K906859	990 AD4/47
EM5499		LINER STRAIGHT 3 1/2"	K900131	25D
EM5500		LINER STEPPED 3 1/2"	K900084	25D
EM5569		LINER SEAL 2.5mm THICK FITS EM2090, EM3879 AND EM5500	K66385	(880, 900, 950 30D engine), (990 AD4/47), 50D
EM5570		LINER SEAL 3.5mm THICK FITS EM3878 AND EM5499		(880, 900, 950 30D engine), 25D, 50D








PART NUMBER	IMAGE	DESCRIPTIONS	DAVID BROWN	MODELS
HARD PARTS				
EM6275		CRANKSHAFT	K961007, K908453	990 AD4/47
EM1985		CRANKSHAFT	K917985, K962224	990 AD4/49
EM2096		CRANKSHAFT	K210100, K905196, K962157	995, 996, 1200, 1210, 1212, 1290, 1294, 1390, (1394 AD4/55)
EM8176		CON ROD	K961721, K80043	770, 780, 880, 885, 990, 995, 996, 1190, 1194, 1200, 1210, 1212, 1290, 1294, 1390, 1394, 1594, 1690, 1694
EM3694		CORE PLUG 44.75mm	K623797, 84403352	770, 780, 880, 885, 990, 995, 996, 1190, 1194, 1200, 1210, 1212, 1290, 1294, 1390, 1394, 1410, 1412, 1490, 1494, 1594, 1690, 1694






PART NUMBER	IMAGE	DESCRIPTIONS	DAVID BROWN	MODELS
VALVE TRAIN				
EM7797		INLET VALVE	K914528	770, 780, 880, 990, 1200
EM3339		INLET & EXHAUST VALVE	K928622	780, 880, 885, 990, 995, 996, 1190, 1194, 1200, 1210, 1212, 1290, 1294, (1390, 1394, 1410, 1412, 1490, 1494, 1594, 1690, 1694 INLET VALVE)
EM5110		INLET & EXHAUST VALVE	K64402, K64978	(850 25D engine), (880, 900, 950 30D engine), 50D
EM7798		EXHAUST VALVE	K900417	770, 780, 850, 880, 900, 950, 990, 1200, 25D, 30D
EM4703		EXHAUST VALVE	K950100	1390, 1394, 1410, 1412, 1490, 1494, 1594, 1690, 1694
EM8538		INNER VALVE SPRING	K921435	770, 780, 880, 885, 990, 995, 996, 1190, 1194, 1200, 1210, 1212, 1290, 1294, 1390, 1394, 1410, 1412, 1490, 1494, 1594, 1690, 1694
EM8539		OUTER VALVE SPRING	K921436	770, 780, 880, 885, 990, 995, 996, 1190, 1194, 1200, 1210, 1212, 1290, 1294, 1390, 1394, 1410, 1412, 1490, 1494, 1594, 1690, 1694
EM1915		VALVE COLLET	K943439	770, 780, 880, 885, 990, 995, 996, 1190, 1194, 1200, 1210, 1212, 1290, 1294, 1390, 1394, 1410, 1412, 1490, 1494, 1594, 1690, 1694
EM7502	NO IMAGE	INLET VALVE STEM SEAL	K262860, K903996, K940481	885, 990, 995, 996, 1200, 1210, 1212








PART NUMBER	IMAGE	DESCRIPTIONS	DAVID BROWN	MODELS
GASKETS				
EM2842		HEAD GASKET	K262751, K956672	770, 780, 880, 885, 1190, 1194
EM2847		HEAD GASKET	K262750, K947758, K953783, K914795	(990 AD4/49), 995, 996, 1200, 1210, 1212, 1290, 1294, 1390, 1394, 1410, 1412, 1490, 1494
EM5973		HEAD GASKET	K902040, K262772	990 AD4/47
EM2852		HEAD GASKET	K952527	1594, 1690, 1694
EM2841		HEAD SET	K262754, K964876	770, 780, 880, 885
EM7591		HEAD SET	K901914, K262763, K902282	(880, 900, 950 30D engine)
EM2846		HEAD SET	K262752, K964883, K962176, K260285, K262755	(990 AD4/49), 995, 996, 1200, 1210, 1212, 1290, 1294, 1390, 1394, 1410, 1412, 1490, 1494
EM4363		HEAD SET	K961000, K262771, K961001	990 AD4/47
EM3304		HEAD SET	K260287	1190, 1194

PART NUMBER	IMAGE	DESCRIPTIONS	DAVID BROWN	MODELS
EM2851		HEAD SET	K262766, K965964	1594, 1690, 1694
EM3302		BOTTOM SET WITH CRANK SEALS	K262764, K964877	770, 780, 880, 885
EM7592		BOTTOM SET		(850 25D engine), (880, 900, 950 30D engine)
EM2849		BOTTOM SET WITH CRANK SEALS	K260282, K262765, K918684, K965803	(990 AD4/49), 995, 996, 1200, 1210, 1212, 1290, 1294, 1390, 1394, 1410, 1412, 1490, 1494
EM4932		BOTTOM SET		990 AD4/47
EM3301		BOTTOM SET WITH CRANK SEALS	K260286	1190, 1194
EM2854		BOTTOM SET WITH CRANK SEALS	K262747, K965963	1594, 1690, 1694
EM2843		ROCKER COVER GASKET	K907338	770, 780, 880, 885, 1190, 1194
EM2848		ROCKER COVER GASKET	K905229	990, 995, 996, 1200, 1210, 1212, 1290, 1294, 1390, 1394, 1410, 1412, 1490, 1494

PART NUMBER	IMAGE	DESCRIPTIONS	DAVID BROWN	MODELS
EM2853		ROCKER COVER GASKET	K918689	1594, 1690, 1694
EM2845		SUMP GASKET	K262733, K907585, K262988	770, 780, 880, 885, 1190, 1194
EM2850		SUMP GASKET	K918684	990, 995, 996, 1200, 1210, 1212, 1290, 1294, 1390, 1394, 1410, 1412, 1490, 1494
EM4761		FRONT CRANK SEAL	K628127	770, 780, 880, 885, 990, 995, 996, 1190, 1194, 1200, 1210, 1212, 1290, 1294, 1390, 1394, 1410, 1412, 1490, 1494, 1594, 1690, 1694
EM450		ROPE SEAL	K262783, K921611	770, 780, 880, 885, 990, 995, 996, 1190, 1194, 1200, 1210, 1212, 1290, 1294, 1390, 1394, 1490, 1494
EM5610		ROPE SEAL SET	K262784, K940135	1410, 1412
EM5189		REAR CRANK SEAL	K262708, K306765, K262810, K623476	1594, 1690, 1694


PART NUMBER	IMAGE	DESCRIPTIONS	DAVID BROWN	MODELS
MAIN BEARINGS				
EM4225STD		MAIN BEARING SET EM4225-010 EM4225-020 EM4225-030	K928540, K262906	770, 780, 880, 885, 1190, 1194
EM3323STD		MAIN BEARING SET EM3323-010 EM3323-020 EM3323-030 EM3323-040	K928541	990, 995, 996, 1200, 1210, 1212, 1290, 1294, 1390, 1394
EM3439STD		MAIN BEARING SET EM3439-010 EM3439-020 EM3439-030 EM3439-040	K928997	1394 Turbo, 1410, 1412, 1490, 1494
EM7148		MAIN BEARING SET EM7148-010	K917637, K917639	1594, 1690, 1694
EM3155		MAIN BEARING SET EM3155-010 EM3155-020 EM3155-030 EM3155-040 EM3155-050 EM3155-060	K901720	25D, 30D
EM6859STD	NO I M A G E	MAIN BEARING SET		50D
EMW2201STD		THRUST WASHER SET EMW2201-005	K928542, K928543	770, 780, 880, 885, 990, 995, 996, 1190, 1194, 1200, 1210, 1212, 1290, 1294, 1390, 1394
EMW2058STD		THRUST WASHER SET		25D, 30D










PART NUMBER	IMAGE	DESCRIPTIONS	DAVID BROWN	MODELS
ROD BEARINGS				
EM3049STD		CON ROD BEARING SET EM3049-010 EM3049-020 EM3049-030	K207436	770, 780, 880, 885, 1190, 1194, 1594, 1690, 1694
EM4410STD		CON ROD BEARING SET EM4410-010 EM4410-020 EM4410-030	K907414	990 AD4/47
EM4503STD		CON ROD BEARING SET EM4503-010 EM4503-020 EM4503-030 EM4503-040	K207436	(990 AD4/49), 995, 996, 1200, 1210, 1212, 1290, 1294, 1390, 1394
EM4663STD		CON ROD BEARING SET EM4663-010 EM4663-020 EM4663-030 EM4663-040	K929148	1394 Turbo, 1410, 1412, 1490, 1494
EM435		CON ROD BEARING SET EM435-010 EM435-020 EM435-030 EM435-040 EM435-050 EM435-060	K901649	25D




PART NUMBER	IMAGE	DESCRIPTIONS	DAVID BROWN	MODELS
FUEL SYSTEM				
EM709		FUEL CAP	K304590, K901983	770, 780, 850, 880, 885, 950, 990, 995, 996, 1190, 1194, 1200, 1210, 1212, 1290, 1294, 1390, 1394, 1410, 1412, 1490, 1494, 1594, 1690, 1694
EM5112		FUEL LIFT PUMP	K311938, K908819	770, 780, 880, 885, 1190, 1194
EM2040		FUEL LIFT PUMP	K909944, K311939, K944997	990, 995, 996, 1200, 1210, 1212, 1290, 1294, 1390, 1394, 1410, 1412, 1490, 1494, 1594, 1690, 1694
EM8914		FUEL LIFT PUMP WITH BOWL	K909944, K311939, K944997	990, 995, 996, 1200, 1210, 1212, 1290, 1294, 1390, 1394, 1410, 1412, 1490, 1494, 1594, 1690, 1694
EM937		FUEL LIFT PUMP REPAIR KIT	K262265	770, 780, 880, 885, 990, 995, 996, 1190, 1194, 1200, 1210, 1212, 1290, 1294, 1390, 1394, 1410, 1412, 1490, 1494, 1594, 1690, 1694
EM1563		GLOW PLUG SPADE TERMINAL	K928523	770, 880, 990, 995, 996, 1190, 1194, 1200, 1210, 1212, 1290, 1294, 1390, 1394, 1490, 1494, 1594, 1690, 1694
EM9059		THROTTLE CABLE	K913386, K923229	770, 780, 885

PART NUMBER	IMAGE	DESCRIPTIONS	DAVID BROWN	MODELS
FILTRATION				
EM1221		FUEL FILTER EM1221-BULK 60pcs	K960911	770, 780, 880, 885, 990, 995, 996, 1190, 1194, 1200, 1210, 1212, 1290, 1294, 1390, 1394, 1410, 1412, 1490, 1494, 1594, 1690, 1694
EM9265		FUEL FILTER		770, 780, 880, 885, 900, 950, 990, 25D, 30D
EM8430		OIL FILTER	K902125, K902321	770, 780, 850, 880, 885, 890, 950, 990, 995, 996, 1200, 1210, 1212, 1410, 1412
EM8431		OIL FILTER	K200037	1190, 1290, 1390, 1490, 1690, 1194, 1294, 1394, 1494, 1594, 1694
EM6881		HYDRAULIC FILTER 70mm	K920522, K920806	770, 780, 850, 880, 885, 990, 995, 996, 1190, 1194, 1200, 1210, 1290, 1294
EM9112		HYDRAULIC FILTER	K210049, K946095	1210, 1212, 1390, 1394, 1410, 1412, 1490, 1494, 1594, 1690, 1694
EM760		PRECLEANER ASSY BLUE 2 1/4"		1190, 1194, 1290, 1294, 1390, 1394, 1490, 1494, 1690
EM760-A		PRECLEANER ASSY BLACK 2 1/4"		1190, 1194, 1290, 1294, 1390, 1394, 1490, 1494, 1690
EM3973		PRECLEANER		1190, 1194, 1290, 1294, 1390




PART NUMBER	IMAGE	DESCRIPTIONS	DAVID BROWN	MODELS
EM759-A		PRECLEANER		1190, 1194, 1290, 1294, 1390
EM8873		PRECLEANER 4 1/2" BOWL		1190, 1194, 1290, 1294, 1390
EM213		PRECLEANER	K201312	1190, 1194, 1290, 1294, 1390
EM684		PRECLEANER BOWL 7"	K260382	1190, 1194, 1290, 1294, 1390, 1394, 1490, 1494, 1690
EM685		PRECLEANER BOWL 10"	K260907	1190, 1194, 1290, 1294, 1390
EM6879		OIL BATH AIR CLEANER		3 & 4 CYLINDER ENGINES
EM7408		POWER STEERING FILTER	K902187, K960750	770, 780, 880, 885, 990

PART NUMBER	IMAGE	DESCRIPTIONS	DAVID BROWN	MODELS
ENGINE BUSHES				
EM3691		SMALL END BUSH 36.7 x 31.5 x 37.1mm	K31669	770, 780, 880, 885, 990, 995, 996, 1190, 1194, 1200, 1210, 1212, 1290, 1294, 1390, 1394, 1410, 1412, 1490, 1494, 1594, 1690, 1694

PART NUMBER	IMAGE	DESCRIPTIONS	DAVID BROWN	MODELS
WATER PUMP				
EMWP530		WATER PUMP	K911964, K262986	770, 780, (880 live drive from 1001 to 24644, non live drive from 1001 to 2983, implematic live drive)
EMWP850		WATER PUMP	K902192, K961162	(850, 880, 950 implematic 4 cyl engine)
EMWP531		WATER PUMP	K262898, K925067, K952713	(880 live drive 24645 on, non live drive from 2984), 885
EM3826		WATER PUMP	K952714	885 Q cab with power steering
EMWP990		WATER PUMP	K902029, K961011, K909565	990 implematic AD4/47
EMWP467		WATER PUMP	K262749, K915842, K952127, K262854	(990 AD4/49 to 866384), (995 to 943287), (996 to 987778), 1200, (1210 to 729733), (1212 to 1004296)
EMWP325		WATER PUMP	K200679, K945424, K954288, K262883, K200822	(990 AD4/49 from 866385), (995 from 943288), (996 from 987779), (1210 from 729734), (1212 from 1004297), 1410, 1412
EM3825		WATER PUMP	K200807	1190, 1194
EM3829		WATER PUMP	K201750, K262857	1290, 1294, 1390, 1394



PART NUMBER	IMAGE	DESCRIPTIONS	DAVID BROWN	MODELS
EM3828		WATER PUMP	K201815, K262856	1490
EM3824		WATER PUMP	K207578, K262961	1494
EM3827		WATER PUMP	K200759, K262962	1594, 1690, 1694

PART NUMBER	IMAGE	DESCRIPTIONS	DAVID BROWN	MODELS
WATER PUMP REPAIR KITS				
EM8500		WATER PUMP REPAIR KIT	K961770	770, 780, 880, 885
EM9124		WATER PUMP REPAIR KIT	K962156, K964489	990, 995, 996, 1200, 1210, 1212
EM7073		WATER PUMP SEAL	K915330	770, 780, 880, 885, 990, 995, 996, 1190, 1194, 1200, 1210, 1212, 1290, 1294, 1390, 1394, 1410, 1412, 1490, 1494, 1594, 1690, 1694
EM5164		WATER PUMP ADAPTOR	K904195	770, 780, 880, 990



PART NUMBER	IMAGE	DESCRIPTIONS	DAVID BROWN	MODELS
RADIATORS				
EM5806		RADIATOR	K922737	780, 885
EM5805		RADIATOR	K922058	990, 995, 996, 1210, 1212
EM1101		DRAIN TAP 1/4" BSP	K622060	770, 780, 880, 885, 990, 995, 1200, 1210, 1212, 1410, 1412




PART NUMBER	IMAGE	DESCRIPTIONS	DAVID BROWN	MODELS
RAD CAPS & THERMOSTAT				
EM9227	NO IMAGE	RADIATOR CAP 4lbs	K906196	770, 780, 850, 880, 890, 950, 990, 1200
EM3874		RADIATOR CAP 4lbs	K945363, K922544	780, 880, 885, 990, 995, 996, 1200, 1210, 1212, 1410, 1412
EM2032		RADIATOR CAP 7lbs	K945362	880, 990, 995, 996, 1190, 1194, 1210, 1212, 1290, 1390, 1410, 1412, 1490, 1494, 1594, 1690, 1694
EM7711		THERMOSTAT 77°C	K200831, K900368	770, 780, 850, 880, 885, 890, 950, 990, 995, 996, 1200, 1210, 1212, 1410, 1412
EM997		THERMOSTAT 82°C 180°F	K208039, K917962	1190, 1194, 1290, 1294, 1390, 1394, 1412, 1490, 1494, 1594, 1690
EM7077		THERMOSTAT 82°C 180°F WITH JIGGLE PIN	K208039, K917962	1190, 1194, 1290, 1294, 1390, 1394, 1412, 1490, 1494, 1594, 1690
EM1784		THERMOSTAT O RING 2 1/8" x 3/32"	K68951	770, 780, 850, 880, 885, 950, 990, 995, 996, 1190, 1194, 1200, 1210, 1212, 1290, 1294, 1390, 1394, 1410, 1412, 1490, 1494, 1594, 1690, 1694




PART NUMBER	IMAGE	DESCRIPTIONS	DAVID BROWN	MODELS
HOSES				
EM2505		TOP HOSE	K37575	770, 780, 850, 880, 885, 950, 1190, 1194
EM2506		TOP HOSE	K921972	990, 995, 996, (1200 from 705365), 1210, 1212
EM9416		TOP HOSE	K916316	1200 700001 to 705364
EM2507		TOP HOSE	K946849	1410, 1412
EM2517		TOP HOSE	K201718	1594, 1690, 1694
EM2509		BOTTOM HOSE	K912034	(770 radiators with 50mm block), (780 to 603211)
EM2512		BOTTOM HOSE	K926603	(990 to 866384), (995 to 943287), (996 to 98778), 1200, (1210 from 729733), (1212 from 1004296)
EM2513		BOTTOM HOSE	K948453	(990 from 886385), (995 from 943288), (996 from 98779), (1210 to 729732), (1212 to 1004295)
EM6677		BOTTOM HOSE	K201976	1290, 1294, 1390, 1394


PART NUMBER	IMAGE	DESCRIPTIONS	DAVID BROWN	MODELS
EM9409		BOTTOM HOSE	K203350	1490, 1494
EM8423		BY PASS HOSE	K904196	770, 780, 880, 990

PART NUMBER	IMAGE	DESCRIPTIONS	DAVID BROWN	MODELS
FAN BELTS				
EM3034		FAN BELT 10 x 1090mm	K912196	[770, 780, 880 selectamatic, 885 diesel (Dynamo, Water Pump, Fan)], [885 gasoline (Alternator, Water Pump, Fan)], 1190, 1194
EM3037		FAN BELT 10 x 1150mm	K903050	[850, 880 implematic, 950 implematic (Dynamo, Water Pump, Fan)], [990, 995, 996, 1210, 1212 (Alternator, Water Pump, Fan)]
EM3035		FAN BELT 9.5 x 1065mm	K942053	885 diesel (Alternator, Water Pump, Fan)
EM3036		FAN BELT 10 x 1175mm	K68073	[990, 995, 996, 1200, 1210, 1212 (Dynamo, Water Pump, Fan)], [1290, 1294, 1390, 1394, 1410, 1412, 1490, 1494 (Alternator, Water Pump, Fan)]
EM3038		FAN BELT 10 x 1280mm	K311714, K949311	[1594, 1690, 1694 (Alternator, Water Pump, Fan)]


PART NUMBER	IMAGE	DESCRIPTIONS	DAVID BROWN	MODELS
HYDRAULIC PUMP				
EM5940		HYDRAULIC PUMP	K918995, K962635, K962688	770, 780, 880, 885, 990, 995, 996, 1190, 1194, 1290, 1294
EM3514		HYDRAULIC PUMP	K200916, K307058, K307945, K944907	1390, 1394, 1490, 1494

PART NUMBER	IMAGE	DESCRIPTIONS	DAVID BROWN	MODELS
HYDRAULIC PUMP REPAIR KIT				
EM9125		HYDRAULIC PUMP SEAL KIT	K962136	770, 780, 880, 885, 990, 995, 996, 1190, 1194, 1290, 1294
EM9122		HYDRAULIC PUMP SEAL KIT	K964831	1200, 1210, 1212, 1390, 1394, 1410, 1412, 1490, 1494, 1594, 1690, 1694
EM7983		DUMP VALVE SEAL KIT	K964568	780, 880, 885, 990, 995, 996, 1190, 1194, 1200, 1210, 1212, 1290, 1294, 1390, 1394, 1410, 1412, 1490, 1494, 1594, 1690, 1694



PART NUMBER	IMAGE	DESCRIPTIONS	DAVID BROWN	MODELS
HYDRAULIC LIFT				
EM2720		HYDRAULIC PISTON SEAL 3/16" x 3 1/8"	238-6338, K623519	990, 995, 996, 1200, 1210, 1212, 1290, 1294, 1390, 1394, 1490, 1494
EM281		HYDRAULIC LIFT PISTON O RING	K623698, 511526	1410, 1412, 1594, 1690, 1694
EM448		HYDRAULIC LIFT PISTON BACK UP WASHER	K623567	990, 995, 996, 1200, 1210, 1212, 1290, 1294, 1390, 1394, 1490, 1494









PART NUMBER	IMAGE	DESCRIPTIONS	DAVID BROWN	MODELS
HYDRAULIC COUPLING				
EM8194		HYDRAULIC COUPLING FEMALE 1/2" BSP	K929247, K200643, K200644	Models fitted with 1/2" BSP


PART NUMBER	IMAGE	DESCRIPTIONS	DAVID BROWN	MODELS
LINK ARMS				
EM689		DRAWBAR CAT 1 765mm	K902280	770, 780, 850, 880, 885, 950, 990, 995, 996, 1190, 1194
EM2567		TOP LINK PIN CAT 1 3/4" x 138mm	K903981	770, 780, 850, 880, 885, 950, 990, 995, 996, 1190, 1194, 1290, 1294, 1390, 1394
EM6365		TOP LINK PIN CAT 1 3/4" x 113mm	K912936	770, 780, 880, 885, 990, 1190, 1194, 1494, 1594
EM253		TOP LINK PIN CAT2 25 x 135mm	K65690	780, 850, 880, 885, 950, 990, 995, 996, 1190, 1194, 1200, 1210, 1212, 1290, 1294, 1390, 1394, 1410, 1412, 1490, 1494, 1594, 1690, 1694

PART NUMBER	IMAGE	DESCRIPTIONS	DAVID BROWN	MODELS
STABILISER				
EM9504		STABILISER PIN	K907008	850, 880, 885, 950, 990, 995, 996, 1200, 1210, 1212, 1290, 1294, 1390, 1394

PART NUMBER	IMAGE	DESCRIPTIONS	DAVID BROWN	MODELS
WIPER BLADES				
EM9139	NO IMAGE	WIPER MOTOR 12V	K303716, K309641, B509807	1190, 1194, 1290, 1294, 1390, 1394, 1490, 1494, 1594, 1690, 1694

PART NUMBER	IMAGE	DESCRIPTIONS	DAVID BROWN	MODELS
SILENCERS				
EM2410		SILENCER OVAL LENGTH 950mm ID 48.2mm	K914137, K926834, K928702, K928712	780, 880, 885, 990, 995, 996, 1200, 1210, 1212
EM776		SILENCER	K905166, K917634	850, 880, 950, 990

PART NUMBER	IMAGE	DESCRIPTIONS	DAVID BROWN	MODELS
MANIFOLDS & ELBOWS				
EM5843		EXHAUST MANIFOLD	K907910	770, 780, 880, 885, 1190, 1194
EM6852		EXHAUST MANIFOLD	K906744, K957519	990, 995, 996, 1200, 1210, 1212, 1290, 1390
EM6247		EXHAUST MANIFOLD RH	K917853	1594, 1690
EM5846		EXHAUST ELBOW	K912440, K928274	770, 780, 880, 885, 1190, 1194
EM5844		EXHAUST ELBOW	K954283	885, 1190, 1194
EM5845		EXHAUST ELBOW	K952969, K928275, K951161	990, 995, 996, 1200, 1210, 1212
EM6245		EXHAUST ELBOW	K200599	1594, 1690
EM3300		EXHAUST MANIFOLD GASKET	K907344, K900771	770, 780, 880, 885, 990, 995, 996, 1190, 1194, 1200, 1210, 1212, 1290, 1294, 1390, 1394, 1490, 1494, 1594, 1690, 1694
EM3303		EXHAUST MANIFOLD GASKET	K907343	990, 995, 996, 1200, 1210, 1212, 1290, 1294, 1390, 1394, 1410, 1412, 1490, 1494

PART NUMBER	IMAGE	DESCRIPTIONS	DAVID BROWN	MODELS
EM5136		EXHAUST ELBOW GASKET	K68327, K957520	850, 880, 900, 950, 990, 995, 996, 1200, 1210, 1212, 1290, 1294, 1390, 1594, 1690, 1694

OE NUMBER	PART NUMBER	PAGE	OE NUMBER	PART NUMBER	PAGE	OE NUMBER	PART NUMBER	PAGE
36726	EM2404	5	K14014	EM9274	26	K260382	EM684	45
511526	EM281	57	K14015	EM9275	26	K260907	EM685	45
47672994	EM2040	43	K15550	EM8096	25	K261069	EM2093	34
47672994	EM8914	43	K15638	EM5602	5	K261070	EM2093-020	34
84190191	EM450X16	7	K19167	EM5173	28	K261071	EM2093-040	34
84264509	EM8431	44	K19177	EM8425	28	K262014	EM7235	15
84335433	EM5018	13	K19185	EM8095	25	K262014	EM7119	15
84403352	EM3694	36	K200037	EM8431	44	K262207	EM4604	9
84405460	EM7644	26	K200550	EM1647	22	K262209	EM4602	9
84530361	EM9246	20	K200599	EM6245	63	K262211	EM4603	9
84535312	EM1221	44	K200643	EM8194	58	K262214	EM7384	5
86011525	EM1784	51	K200644	EM8194	58	K262265	EM937	43
86516467	EM2403	6	K200679	EMWHP325	47	K262703	EM6261	21
86980337	EM2404	5	K200759	EM3827	48	K262704	EM6262	21
1502378C1	EM7119	15	K200807	EM3825	47	K262705	EM7397	21
1502378C2	EM7235	15	K200822	EMWHP325	47	K262707	EM633	14
1502378C2	EM952	15	K200831	EM7711	51	K262708	EM5189	40
1502379C1	EM2869	15	K200916	EM3514	55	K262733	EM2845	40
1539024C1	EM9036	26	K201312	EM213	45	K262746	EM6531	18
1539030C1	EM5172	27	K201718	EM2517	52	K262747	EM2854	39
1539032C1	EM9274	26	K201750	EM3829	47	K262749	EMWHP467	47
1539033C1	EM5017	27	K201815	EM3828	48	K262750	EM2847	38
1539034C1	EM5171	26	K201976	EM6677	52	K262751	EM2842	38
1539041C1	EM5750	26	K202625	EM8858	27	K262752	EM2846	38
1539053C1	EM7384	5	K202825	EM7644	26	K262754	EM2841	38
238-6338	EM2720	57	K202905	EM1648	22	K262755	EM2846	38
3114166R91	EM550X16	7	K203350	EM9409	53	K262761	EM427	18
3118371R91	EM3204	19	K203416	EM9140	23	K262763	EM7591	38
3127959R3	EM8921	14	K203992	EM536	15	K262764	EM3302	39
3127959R4	EM8921	14	K204347	EM5018	13	K262765	EM2849	39
3142103R91	EM2404	5	K204963	EM7148-010	41	K262766	EM2851	39
3206518R2	EM1726	18	K204971	EM7148-010	41	K262771	EM4363	38
375936R1	EM448	57	K206954	EM3593	33	K262772	EM5973	38
618022R91	EM2403	6	K207419	EM4038	10	K262783	EM450	40
618023R91	EM2403	6	K207436	EM3049STD	42	K262784	EM5610	40
618024R1	EM2403	6	K207436	EM4503STD	42	K262788	EM6261	21
651817R1	EM2404	5	K207497	EM3049-010	42	K262809	EM7363	12
651818R91	EM2404	5	K207497	EM4503-010	42	K262810	EM5189	40
704675R92	EM450X16	7	K207498	EM3049-020	42	K262819	EM6531	18
92281C1	EM9246	20	K207498	EM4503-020	42	K262843	EM2410	62
92293C1	EM7205	20	K207578	EM3824	48	K262843	EM776	62
A34615	EM5565	10	K207721	EM5018	13	K262849	EM5018	13
B509807	EM9139	61	K207722	EM2281	13	K262851	EM2280	12
B513935	EM4225STD	41	K207771	EM6069	10	K262852	EM2281	13
B513948	EM2842	38	K208039	EM997	51	K262853	EM2279	12
C5NE9A436A	EM1563	43	K208039	EM7077	51	K262854	EMWHP467	47
CAR98854	EM7361	12	K210049	EM9112	44	K262856	EM3828	48
E81942	EM2032	51	K210100	EM2096	36	K262857	EM3829	47
G57046	EM550X16	7	K260250	EM7362	12	K262860	EM7502	37
G57451	EM2403	6	K260254	EM7363	12	K262882	EM5603	5
G57452	EM2403	6	K260282	EM2849	39	K262883	EMWHP325	47
K11598	EMB3249	9	K260285	EM2846	38	K262885	EM5602	5
K11638	EM632	14	K260286	EM3301	39	K262887	EM7362	12
K13353	EM5760	21	K260287	EM3304	38	K262888	EM7363	12

OE NUMBER	PART NUMBER	PAGE	OE NUMBER	PART NUMBER	PAGE	OE NUMBER	PART NUMBER	PAGE
K262892	EM9120	25	K33682	EM7385	9	K901836	EM7235	15
K262898	EMWP531	47	K37575	EM2505	52	K901836	EM7119	15
K262899	EM7148-010	41	K600875	EM9183	5	K901837	EM5726	17
K262900	EM435	42	K601651	EM3155	41	K901838	EM5727	17
K262901	EM4410STD	42	K611261	EM1903	7	K901914	EM7591	38
K262903	EM3049-030	42	K611265	EM5728	8	K901983	EM709	43
K262904	EM7148	41	K611270	EM4843	7	K902001	EM3879	35
K262905	EM7148	41	K617167	EM5728	8	K902029	EMWP990	47
K262906	EM4225STD	41	K617171	EM5728	8	K902040	EM5973	38
K262907	EM3323STD	41	K620046	EM2403	6	K902049	EM2506	52
K262908	EM3323-010	41	K620076	EM2404	5	K902125	EM8430	44
K262909	EM3323-020	41	K620153	EM4364	28	K902187	EM7408	45
K262910	EM3323-030	41	K622060	EM1101	50	K902192	EMWP850	47
K262911	EM4225-010	41	K623409	EM9120	25	K902241	EM5300	1
K262912	EM4225-020	41	K623419	EM5603	5	K902262	EM5300	1
K262914	EM3439STD	41	K623450	EM5602	5	K902280	EM689	59
K262915	EM4663STD	42	K623452	EM9121	25	K902282	EM7591	38
K262916	EM3439-010	41	K623455	EM9120	25	K902321	EM8430	44
K262919	EM4663-020	42	K623476	EM5189	40	K902359	EM5300	1
K262920	EM7148-010	41	K623519	EM2720	57	K902464	EM7235	15
K262931	EMB3249	9	K623567	EM448	57	K902464	EM7119	15
K262933	EM7257	15	K623698	EM281	57	K902667	EM2088P+P	32
K262937	EM138	10	K623797	EM3694	36	K902668	EM2088	32
K262953	EM3825	47	K626671	EM5565	10	K902786	EM9036	26
K262954	EM4843	7	K628127	EM4761	40	K903050	EM3037	54
K262961	EM3824	48	K64402	EM5110	37	K903851	EM7257	15
K262962	EM3827	48	K64978	EM5110	37	K903981	EM2567	59
K262977	EM2089	34	K65690	EM253	59	K903996	EM7502	37
K262981	EM7362	12	K66385	EM5569	35	K904195	EM5164	49
K262982	EM7363	12	K67396	EM3155	41	K904196	EM8423	53
K262986	EMWP530	47	K67397	EM3155	41	K904724	EM5283	2
K262988	EM2845	40	K67398	EM3155	41	K904725	EM5283	2
K300297	EM7253	15	K67922	EM2089	34	K905166	EM2410	62
K300657	EM952	15	K68073	EM3036	54	K905166	EM776	62
K300781	EM7246	16	K68327	EM5136	64	K905196	EM2096	36
K302026	EM7254	15	K68951	EM1784	51	K905229	EM2848	39
K302424	EM9246	20	K80043	EM8176	36	K905277	EM550X16	7
K303716	EM9139	61	K83746	EM138	10	K905631	EM2279	12
K304590	EM709	43	K88636	EM7591	38	K905632	EM2279	12
K304693	EM9431	28	K88674	EM5302	1	K906196	EM9227	51
K306549	EM7205	20	K89322	EM5172	27	K906458	EM5300	1
K306765	EM5189	40	K900084	EM5500	35	K906744	EM6852	63
K307058	EM3514	55	K900131	EM5499	35	K906859	EM2090	35
K307720	EM9246	20	K900132	EM3878	35	K907008	EM9504	60
K307945	EM3514	55	K900136	EM9018	16	K907338	EM2843	39
K308650	EM427	18	K900368	EM7711	51	K907343	EM3303	63
K309641	EM9139	61	K900417	EM7798	37	K907344	EM3300	63
K311686	EM7257	15	K900771	EM3300	63	K907400	EM5174	5
K311714	EM3038	54	K900800	EM3922P+P	32	K907414	EM4410STD	42
K311938	EM5112	43	K900806	EM3922	32	K907585	EM2845	40
K311939	EM2040	43	K901649	EM435	42	K907803	EM450X16	7
K311939	EM8914	43	K901650	EM3155	41	K907805	EM550X16	7
K311943	EM7254	15	K901652	EM3155	41	K907910	EM5843	63
K31669	EM3691	46	K901720	EM3155	41	K907985	EM7253	15

OE NUMBER	PART NUMBER	PAGE	OE NUMBER	PART NUMBER	PAGE	OE NUMBER	PART NUMBER	PAGE
K908071	EM2279	12	K917985	EM1985	36	K928997	EM3439STD	41
K908322	EM2403	6	K918611	EM5170	26	K929057	EM2280	12
K908453	EM6275	36	K918684	EM2849	39	K929148	EM4663STD	42
K908819	EM5112	43	K918684	EM2850	40	K929247	EM8194	58
K908901	EM5723	16	K918689	EM2853	40	K929631	EM2184	29
K909026	EM2506	52	K918995	EM5940	55	K940135	EM5610	40
K909565	EMWPP990	47	K919024	EM2512	52	K940481	EM7502	37
K909944	EM2040	43	K919861	EM5750	26	K940616	EM2088P+P	32
K909944	EM8914	43	K920522	EM6881	44	K942053	EM3035	54
K910176	EM6883	5	K920806	EM6881	44	K942507	EM9036	26
K911904	EM3049STD	42	K920929	EM2903	16	K943439	EM1915	37
K911904	EM4503STD	42	K921079	EM5343	17	K943883	EM2092P+P	32
K911964	EMWPP530	47	K921080	EM5343	17	K943883	EM2092P+P-030	32
K912034	EM2509	52	K921082	EM5726	17	K943890	EM2092P+P-020	32
K912124	EM7690	4	K921083	EM5727	17	K943891	EM2092P+P-040	32
K912128	EM7690	4	K921147	EM633	14	K943897	EM2093-040	34
K912196	EM3034	54	K921149	EM7253	15	K944573	EM3593	33
K912196	EM3035	54	K921351	EM2410	62	K944907	EM3514	55
K912411	EM4697	10	K921351	EM776	62	K944997	EM2040	43
K912440	EM5846	63	K921435	EM8538	37	K944997	EM8914	43
K912638	EM3049-010	42	K921436	EM8539	37	K945362	EM2032	51
K912638	EM4503-010	42	K921611	EM450	40	K945363	EM3874	51
K912639	EM3049-020	42	K921811	EM5837	1	K945424	EMWPP325	47
K912639	EM4503-020	42	K921972	EM2506	52	K945753	EM110	21
K912936	EM6365	59	K922058	EM5805	50	K945754	EM1443	22
K913007	EM6530	18	K922544	EM3874	51	K945755	EM039	22
K913386	EM9059	43	K922737	EM5806	50	K946095	EM9112	44
K913941	EM3049-030	42	K923229	EM9059	43	K946345	EM3439-010	41
K914001	EM138	10	K923374	EM5171	26	K946346	EM3439-020	41
K914053	EM450X16	7	K923375	EM9036	26	K946351	EM4663-010	42
K914247	EM5284	2	K923766	EM5018	13	K946352	EM4663-020	42
K914302	EM5284	2	K925009	EM7205	20	K946374	EM7246	16
K914312	EM550X16	7	K925067	EMWPP531	47	K946849	EM2507	52
K914528	EM7797	37	K926603	EM2512	52	K947387	EM5379	3
K914795	EM2847	38	K926833	EM2410	62	K947414	EM6563	4
K915330	EM7073	49	K926833	EM776	62	K947644	EM5298	1
K915379	EM9274	26	K928274	EM5846	63	K947758	EM2847	38
K915462	EM2403	6	K928275	EM5845	63	K947842	EM5298	1
K915827	EM5017	27	K928523	EM1563	43	K947937	EM450X16	7
K915842	EMWPP467	47	K928540	EM4225STD	41	K947938	EM450X16	7
K915874	EM5125	17	K928541	EM3323STD	41	K947941	EM550X16	7
K915962	EM2281	13	K928542	EMW2201STD	41	K948453	EM2513	52
K916316	EM9416	52	K928543	EMW2201STD	41	K948533	EM6704	14
K916508	EM7481	2	K928554	EM3323-010	41	K948609	EM6069	10
K916511	EM7481	2	K928555	EM3323-020	41	K949207	EM6192	3
K916539	EM5297	1	K928556	EM3323-030	41	K949311	EM3038	54
K917374	EM633	14	K928557	EM4225-010	41	K949474	EM2094	32
K917634	EM2410	62	K928558	EM4225-020	41	K949719	EM2094P+P-020	32
K917634	EM776	62	K928559	EM4225-030	41	K949721	EM2092	32
K917637	EM7148	41	K928560	EMW2201-005	41	K949722	EM2092-020	32
K917639	EM7148	41	K928561	EMW2201-005	41	K949723	EM2092-040	32
K917853	EM6247	63	K928622	EM3339	37	K949734	EM3922	32
K917962	EM997	51	K928712	EM2410	62	K950100	EM4703	37
K917962	EM7077	51	K928712	EM776	62	K950544	EM5880	23

OE NUMBER	PART NUMBER	PAGE	OE NUMBER	PART NUMBER	PAGE	OE NUMBER	PART NUMBER	PAGE
K950550	EM9142	28	K962938	EM4225-030	41			
K951132	EM5379	3	K962949	EM5661	26			
K951161	EM5845	63	K962985	EM6640	5			
K951523	EM6704	14	K962986	EM8499	5			
K952127	EMWP467	47	K963522	EM4604	9			
K952332	EM535	15	K963640	EM110	21			
K952527	EM2852	38	K963644	EM053	21			
K952713	EMWP531	47	K963645	EM6513	21			
K952714	EM3826	47	K963646	EM1443	22			
K952969	EM5845	63	K963647	EM039	22			
K953783	EM2847	38	K963825	EM6917	18			
K954283	EM5844	63	K963829	EM9018	16			
K954288	EMWP325	47	K964215	EM1726	18			
K954955	EM6704	14	K964489	EM9124	49			
K956426	EM7205	20	K964542	EM7397	21			
K956672	EM2842	38	K964568	EM7983	56			
K957154	EM6704	14	K964570	EM6261	21			
K957166	EM9142	28	K964572	EM5881	24			
K957252	EM6660	26	K964574	EM8110	24			
K957254	EM9036	26	K964728	EM2089	34			
K957340	EM6531	18	K964730	EM2093-020	34			
K957341	EM6530	18	K964731	EM2093	34			
K957435	EM5661	26	K964831	EM9122	56			
K957436	EM5750	26	K964857	EM1442	35			
K957487	EM6704	14	K964876	EM2841	38			
K957519	EM6852	63	K964877	EM3302	39			
K957520	EM5136	64	K964883	EM2846	38			
K960595	EM6261	21	K964891	EM3439-020	41			
K960750	EM7408	45	K964935	EM9123	10			
K960911	EM1221	44	K964966	EM9036	26			
K961000	EM4363	38	K965269	EM7364	12			
K961001	EM4363	38	K965270	EM7361	12			
K961007	EM6275	36	K965803	EM2849	39			
K961011	EMWP990	47	K965963	EM2854	39			
K961162	EMWP850	47	K965964	EM2851	39			
K961721	EM8176	36	K971902	EM9036	26			
K961759	EM9035	17	ST2175	EM8095	25			
K961770	EM8500	49	ST981	EM8095	25			
K962015	EM5295	1						
K962136	EM9125	56						
K962146	EM5125	17						
K962156	EM9124	49						
K962157	EM2096	36						
K962176	EM2846	38						
K962224	EM1985	36						
K962266	EM6262	21						
K962338	EM2903	16						
K962496	EM633	14						
K962635	EM5940	55						
K962672	EM2506	52						
K962672	EM2512	52						
K962688	EM5940	55						
K962770	EM5727	17						
K962937	EM4225-020	41						



EMMARK UK Ltd[®]

Emmark House, 5 Carlisle Drive, Pudsey, Leeds LS28 8QS, England.

Tel: 0113 255 2344. Fax: 0113 239 3856.

E-MAIL: sales@emmark.co.uk

Web site: www.emmarkuk.com